



Clone Cloud Store [CCS]

Release 0.8

Frederic Bregier

Feb 21, 2024

CONTENTS:

1	Architecture	2
1.1	Description	2
1.1.1	Available functionalities	3
1.1.2	Notes of versions	3
1.1.2.1	0.8.0 2024/02	3
1.1.2.2	0.7.0 2024/01	4
1.1.2.3	0.6.0 2023/11	4
1.1.2.4	0.5.0 2023/10	4
1.1.2.5	0.4.0 2023/09	4
1.1.2.6	0.3.0 2023/07	4
1.1.2.7	0.2.0 2023/01	4
1.1.2.8	0.1.0 2022/06	4
1.1.3	Status logic	5
1.1.4	Architecture	6
1.1.4.1	Zoom when using Buffered Accessor	8
1.1.5	Disaster Recovery or Cloud Migration	9
1.2	Missing or In Progress Functionalities	10
1.3	Common Configuration	11
1.3.1	application.yaml configuration	11
1.3.2	Metrics	15
2	Accessor	16
2.1	BPMN for Accessor	16
2.1.1	Short description of Dtos	16
2.1.2	Status logic	18
2.1.3	Bucket	18
2.1.4	Object	20
2.1.5	Object with special Buffered option	23
2.1.6	Bucket Internal	23
2.1.7	Object Internal	24
2.2	Configuration	24
2.2.1	Various Accessor services	24
2.2.1.1	Accessor-Replicator	24
2.2.1.2	Accessor-Simple-Gateway	25
2.2.1.3	Accessor-Server	25
2.2.2	Client with Apache httpClient5	25
2.2.3	application.yaml configuration	25
2.2.3.1	Client configurations	25
2.2.3.2	Accessor Replicator configuration	26
2.2.3.3	Accessor configuration	27
2.2.3.4	Accessor Simple Gateway configuration	27
2.2.3.5	Accessor common configuration	28
2.2.3.5.1	Specific Driver configurations	28
2.2.3.6	Accessor buffered configuration	29

2.3	Open API	30
2.3.1	Accessor Service	30
2.3.1.1	Internal API / Bucket	30
2.3.1.2	Internal API / Directory or Object	34
2.3.1.3	Public API / Bucket	37
2.3.1.4	Public API / Directory or Object	43
2.3.2	Accessor Simple Gateway Service	49
2.3.2.1	Public API / Bucket	49
2.3.2.2	Public API / Directory or Object	55
3	Replicator	62
3.1	BPMN for Replicator	62
3.2	Configuration	64
3.2.1	Various Replicator services	64
3.2.1.1	Local Replicator	64
3.2.1.2	Remote Replicator	64
3.2.2	application.yaml configuration	65
3.3	Open API	66
3.3.1	Replicator API /local	66
3.3.2	Replicator API /remote	70
4	Reconciliator	77
4.1	BPMN for Reconciliator	77
4.2	Reconciliator's Algorithm	78
4.2.1	Recurrent purge	78
4.2.2	Reconciliation	79
4.2.2.1	Clean step	80
4.2.2.2	Snapshot step	80
4.2.2.3	Local Reconciliation step	81
4.2.2.4	Final Reconciliation step	82
4.2.3	Special Reconciliation modes	84
4.2.3.1	Initialization from existing Object Storage without CCS	84
4.2.3.2	PRA reinitialization or new site initialization	85
4.3	Configuration	85
4.3.1	Various Reconciliation services	85
4.3.1.1	Remote Listing	85
4.3.1.2	Local Reconciliation	85
4.3.2	application.yaml configuration	85
4.4	Open API	85
4.4.1	default	85
5	Administration	87
5.1	BPMN for Administration	87
5.2	Configuration	87
5.2.1	Various Administration services	87
5.2.1.1	Topology	87
5.2.1.2	Ownership	88
5.2.2	application.yaml configuration	88
5.3	Open API	88
5.3.1	Administration API / Ownership	88
5.3.2	Administration API / Topology	92
6	Object Storage Driver	97
6.1	Driver API	97
6.1.1	Global logic of API	97
6.1.2	3 implementations	97
6.1.3	Driver API details	98
6.1.3.1	Bucket operations	98
6.1.3.2	Object operations	98

6.2	Specific Driver configurations	99
7	Commons	101
7.1	Modules	101
7.2	Common Standard	102
7.2.1	GuidLike and relative Guid	102
7.2.2	BaseXx	103
7.2.3	Various X InputStream	103
7.2.3.1	ZstdCompressInputStream and ZstdDecompressInputStream	104
7.2.4	ParametersChecker	104
7.2.5	Various Random	104
7.2.6	Singleton	104
7.2.7	SysErrLogger	105
7.2.8	System Properties and Quarkus Configuration	105
7.3	Common Quarkus	105
7.3.1	Client and Server Abstract implementation for InputStream	105
7.3.1.1	Client sending InputStream	106
7.3.1.2	Client receiving InputStream	106
7.3.1.3	Client definition of Service	106
7.3.1.4	Server definition of Service	107
7.3.1.5	Client implementation	107
7.3.1.6	Client implementation using Quarkus Service	108
7.3.1.7	Server implementation	109
7.3.2	TrafficShaping	112
7.3.3	JsonUtil	112
7.4	Common DB	112
7.4.1	DB Utils	112
7.4.1.1	RestQuery, DbQuery and DbUpdate	112
7.4.1.2	StreamHelperAbstract	113
7.4.1.3	RepositoryBaseInterface	113
7.4.2	MongoDb	113
7.4.2.1	MongoBulkInsertHelper	115
7.4.3	PostgreSQL	115
7.4.4	Database Schema	116
7.4.4.1	MongoDB	116
7.4.4.2	PostgreSQL	116
7.5	Common Configuration	116
7.5.1	application.yaml configuration	116
7.5.2	Metrics	120
8	Dev Detail	121
8.1	POM Version management	121
8.2	Full Build on local	121
8.2.1	How to integrate Containers in Quarkus tests	122
8.2.1.1	Properties	122
8.2.1.2	Handling startup of containers	122
8.2.1.2.1	Use QuarkusTestResourceLifecycleManager and QuarkusTestProfile	122
8.2.1.2.1.1	For no container at all	123
8.2.1.2.1.2	For a real container	123
8.2.1.2.1.3	QuarkusTestProfile	124
8.2.1.2.1.4	In the test classes	125
8.3	Using fake Streams in tests	126
9	Annexes	127
	HTTP Routing Table	134

Version

Date

Feb 21, 2024

ARCHITECTURE

1.1 Description

This project uses Quarkus, the Supersonic Subatomic Java Framework and is compiled with Java 21.

If you want to learn more about Quarkus, please visit its website: <https://quarkus.io/> .

Clone Cloud Store (CCS) allows to simplify access to Cloud Storage for major services such as Amazon S3 or S3 like implementations, Azure Blob Storage and Google Cloud Storage.

It provides a simple REST API, much more simpler than usual ones, for Quarkus environments.

One of the goal is to simplify handling big `InputStream` files, without having to store them physically on disk or in memory, neither in client application neither in front CCS services.

To allow this, specific functionalities of Quarkus Rest services (client and server) are used, such as the possibility to send or receive such `InputStream`, chunk by chunk, and with back pressure control.

Note: It might be possible to use other Http Client, but one has to take care of possible limitations of such Http SDK, such as to not send or receive from client side with all `InputStream` in memory. Apache `httpClient5` is compatible.

Clone Cloud Store allows also to clone storage between various Cloud sites, even using different technologies (for instance, one using Amazon S3, another one using Azure Blob Storage):

- It can be used in 1 site only, or multiples sites (no limitations). When a bucket or object is created/deleted on one site, it is automatically asynchronously replicated to other sites. If an object is missing, due to outage or local issues, it can try to reach a copy synchronously on one of the remote sites and proceeds if it exists to its local restoration asynchronously.
- It provides a Reconciliation algorithm which will compare all sites to restore existing Bucket and Objects everywhere. This process is not blocking, meaning the sites can continue to run as usual.
- This reconciliation process allows Disaster Recovery process, without interruption of service during recovery. Note that new creation/deletion of Buckets or Objects is taken into account during reconciliation.
- This reconciliation process allows Cloud migration, without interruption of service during cloning. Note that new creation/deletion of Buckets or Objects is taken into account during reconciliation.

Cloud Clone Store relies on Quarkus and other technologies:

- A database to store the status of Buckets and Objects: MongoDB or PostgreSQL
- A topic/queue system to allow asynchronous actions: Kafka or Pulsar
- Optional Prometheus to get observability metrics
- At least 5 JVM processes: (more JVM can be setup to improve reliability and performance) - Accessor (1 or more) - Accessor for Replicator (1 or more) - Replicator (1 or more) - Reconciliator (1) - Administration (1)

A simplest implementation with 1 JVM (1 or more) is available without database, topic or remote sites support. It allows to test the solution with your application or to allow a smooth move to Cloud Clone Store: **Accessor Simple Gateway**

1.1.1 Available functionalities

- Database: MongoDB
- Topics: Kafka
- Common - Full support for InputStream within Quarkus (through a patch of Quarkus) - Full support of Database choice between MongoDB and PostgreSQL (by configuration) - Metrics available for Prometheus or equivalent
- Accessor - Fully functional - Include remote checking if locally not present (by configuration) - Include remote cloning - Include Public Client and Internal Client (Quarkus) - Include Public Client based on Apache httpclient 5 without need of Quarkus - Simple Gateway with no Database nor Remote access or cloning available - Include optional Buffered Accessor relying on local space (only for unsteady Storage service)
- Driver - Support of S3, Azure Blob Storage and Google Cloud Storage
- Replicator - Fully functional for replication or preemptive remote action
- Topology - Full support for remote Clone Cloud Store sites
- Ownership - Support for ownership based on Bucket
- Quarkus patch client: patch until Quarkus validate PR 37308
- Reconciliator - Logic in place but not yet API (so no Disaster Recovery or Cloud Migration yet) - Initialization of a CCS site from a remote one or from an existing Driver Storage - Missing API and Configurations - Will need extra API on Replicator

1.1.2 Notes of versions

1.1.2.1 0.8.0 2024/02

- Fully tested Reconciliation steps
- Accessor buffered upload to limit side effect of unsteady Storage service
- Accessor Ownership and CRUD rights support
- Administration Topology and Ownership support
- Add Apache http client for Accessor Public client (no Quarkus dependency)
- Refactorization on Server side
- Prepare import from existing Driver Storage without CCS before
- Compression configurable for internal services
- Optimize Azure Driver and MongoDB Bulk operations
- Add Metrics on Topics and Driver
- Fix Digest implementation and Proactive Replication implementation
- Fix doc and API
- Clean up Logs

1.1.2.2 0.7.0 2024/01

- Support of Simple Gateway Accessor
- First steps on Reconciliator batch

1.1.2.3 0.6.0 2023/11

- Patch of Quarkus to support InputStream on client side (upload and download)

1.1.2.4 0.5.0 2023/10

- Refactorization and simplification
- Support of Dynamic choice of Database (MongoDB or PostgreSQL) in Common

1.1.2.5 0.4.0 2023/09

- Performance improvements
- Support of Proactive replication from Accessor

1.1.2.6 0.3.0 2023/07

- Adding Topology support to Replicator
- Support of Public Accessor with remote access

1.1.2.7 0.2.0 2023/01

- Replicator support with asynchronous replication
- Internal Accessor support
- Support of Kafka

1.1.2.8 0.1.0 2022/06

- Public Accessor support
- Driver for Amazon S3 and S3 like support
- Support of MongoDB

1.1.3 Status logic

Status \ Type	Bucket	Object
UNKNOWN	No status	No status
UPLOAD	Creation in progress	Creation in progress
READY	Created and available	Created and available
ERR_UPL	Creation in error	Creation in error
DELETING	Deletion in progress	Deletion in progress
DELETED	Deleted and unavailable	Deleted and unavailable
ERR_DEL	Deletion in error	Deletion in error

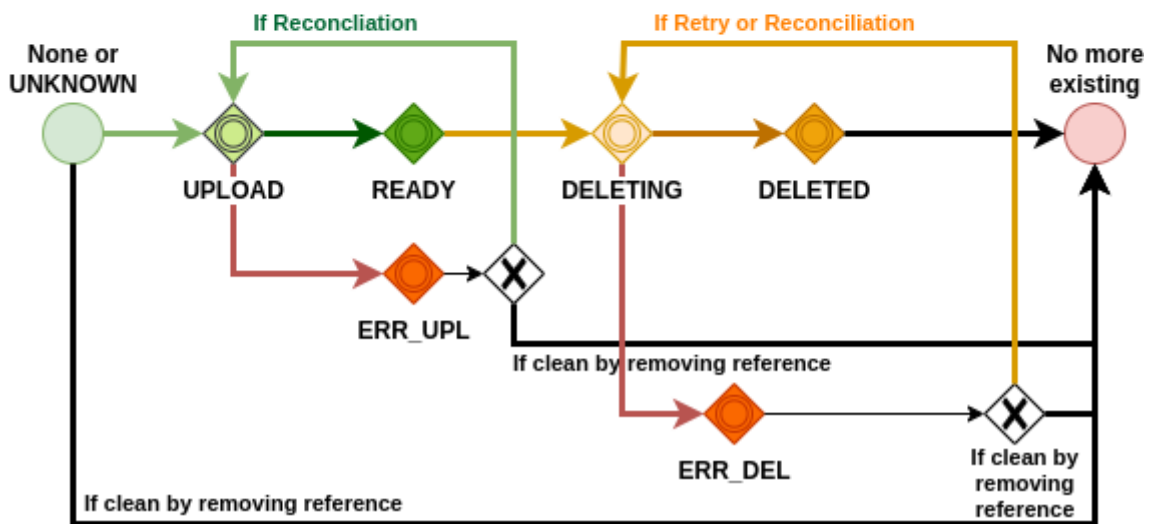


Fig. 1: Status for Objects and Buckets

1.1.4 Architecture

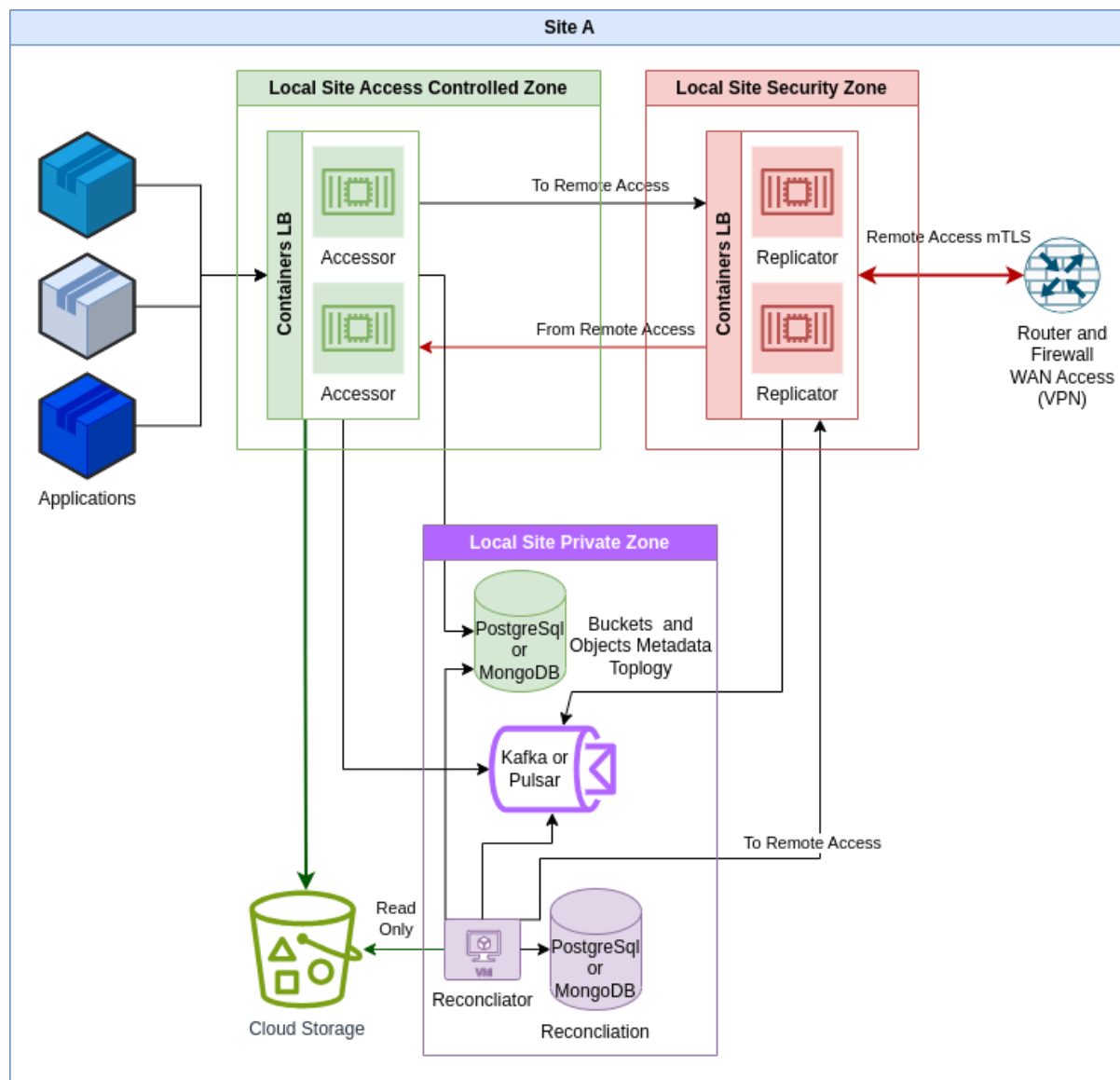


Fig. 2: Architecture on 1 site

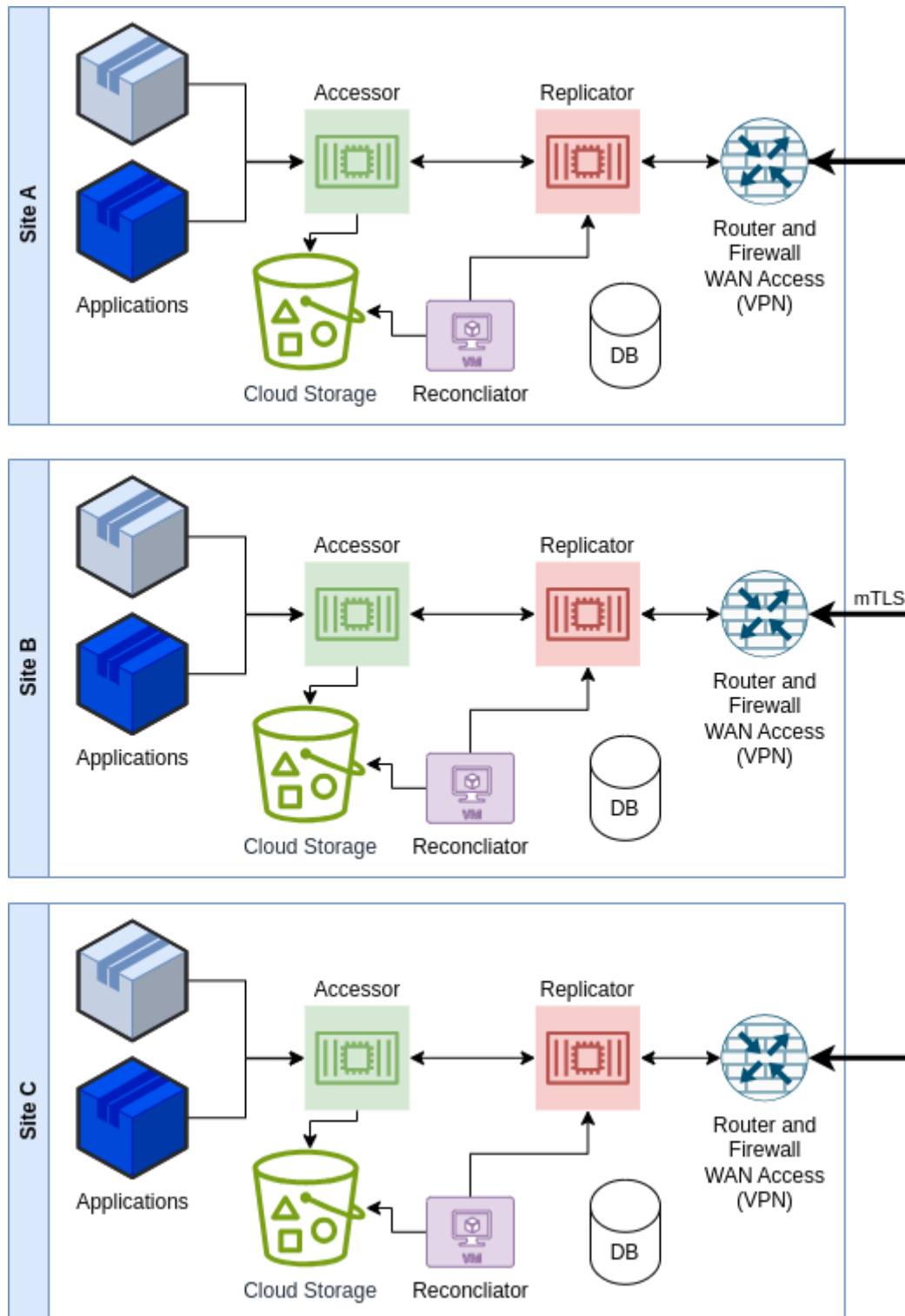


Fig. 3: Architecture on multiple sites

1.1.4.1 Zoom when using Buffered Accessor

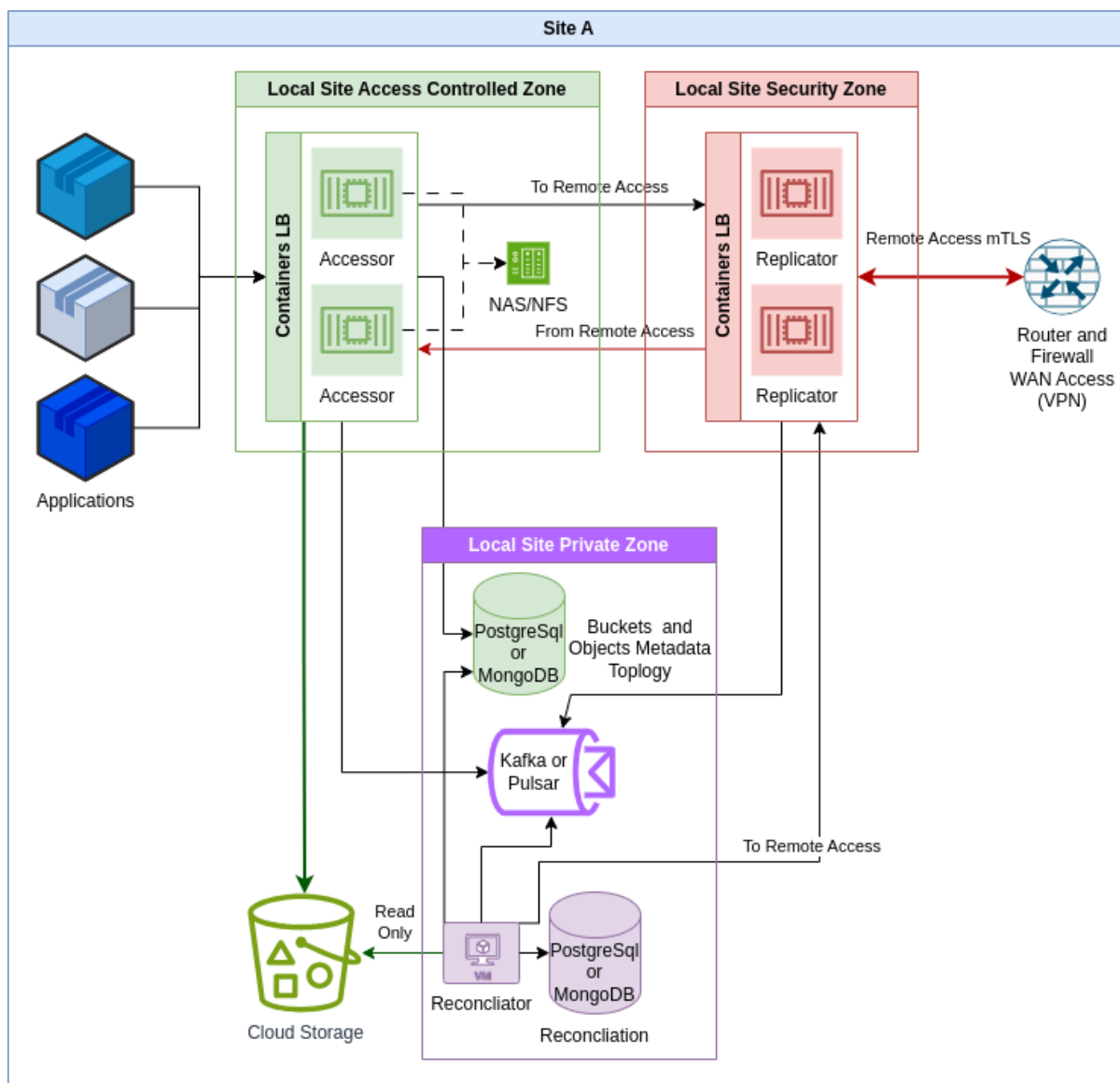


Fig. 4: Architecture on 1 site with Buffered option

Note that Buffered option shall not be used in general, except if the final Storage service is unsteady, therefore giving issues while uploading new Objects. This option allows to buffered locally on local disks (or through NAS/NFS) the object to store, and then to try to save this locally backedup object to the Storage service. If done, the local copy is purged. If not, it is therefore registered for retries in recurrent jobs later on.

This option shall be used with caution due to the risk of filling local storage and therefore leading to “not enough space on device” error if the Storage service is down for too long.

This option is also available for the Simple Gateway Accessor.

1.1.5 Disaster Recovery or Cloud Migration

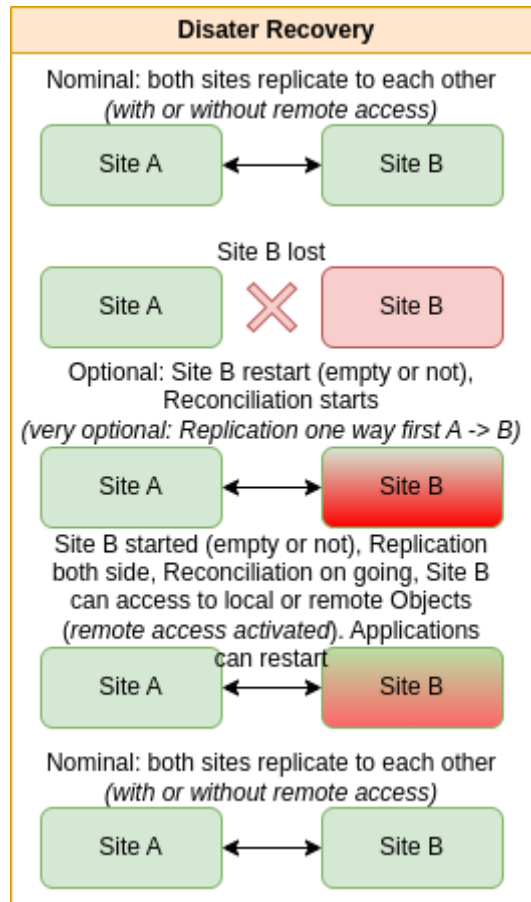


Fig. 5: Disaster Recovery

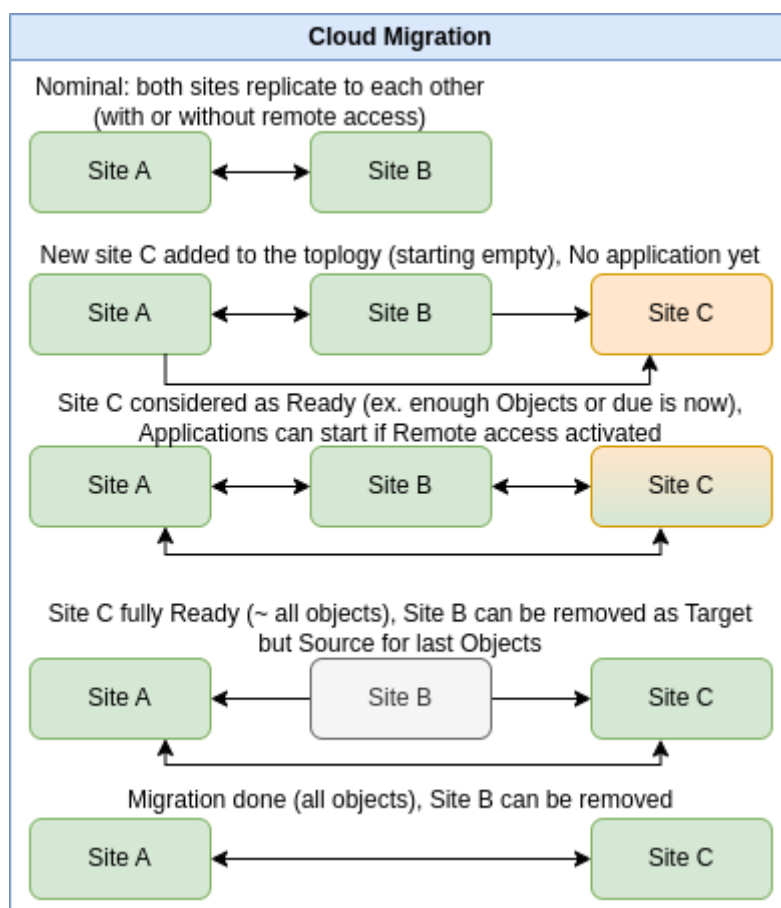


Fig. 6: Cloud Migration

1.2 Missing or In Progress Functionalities

- API could change, in particular Accessor public API (for client application) (see Client Authentication)
- Client authentication
 - Could be done through MTLS or OIDC
 - For CCS interservice authentication, MTLS is the choice but not yet implemented
 - Note that API, in particular public API of Accessor Service, could change due to choice of Authentication; For instance, currently, the clientId is passed as a header but later on could be deduced from authentication
- Reconciliation
 - Reconciliation computations done
 - Missing API and configurations
 - Note that replication is active and remote access if not locally present is possible (through configuration)
- PostgreSQL full support
 - Currently, only MongoDB is fully supported.
 - PostgreSQL shall be available soon.
 - Missing Liquibase configuration for both PostgreSQL and MongoDB

- Kafka is the default Topic manager. However, switching to Apache Pulsar should be easy by just applying changes to pom.xml (moving from Kafka to Pulsar) and to application.yaml to ensure correct configuration is done.
- Advanced functionalities such as:
 - Allowing specific access on all or part of CRUD options to a Bucket owned by an application to another one (for instance, to allow producer / consumer of files)
 - Bandwidth limitation is moved to Quarkus normal configuration (see <https://quarkus.io/guides/http-reference#configure-traffic-shaping>)
 - It shall be useful only for Replicator and in particular in outbound global mode per site
 - Health check service to be done
- Distribution of final jars according to various options is still in debate
 - A choice between Kafka or Pulsar implies 2 different jar due to pom differences
 - However, for PostgreSQL or MongoDB, it can be done through configuration so keeping one jar
 - Should it be separate jar (individual per module and per option) or flatten jar (per option)?
 - Helm, Ansible and Dockerfile or other ways to distribute image

1.3 Common Configuration

Several parts are concerned by the configuration.

Here are the global parameters, whatever the service.

1.3.1 application.yaml configuration

The following parameters are for optimization.

Table 1: Common Quarkus Configuration

Property/Yaml property	Default Value	Comment
quarkus.http.so-reuse-port	true	Optimization on Linux/MacOs
quarkus.http.tcp-cork	true	Optimization on Linux
quarkus.http.tcp-quick-ack	true	Optimization on Linux
quarkus.http.tcp-fast-open	true	Optimization on Linux
quarkus.vertx. prefer-native-transport	true	Optimization for Various platforms
quarkus.console related		To control if the UI console should be activated or not

The following parameters are for Http service and client.

Table 2: Http Quarkus Configuration

Property/Yaml property	Default Value	Comment
quarkus.http.limits.max-body-size	5T	Current limit of Cloud Storage providers
quarkus.http.limits.max-chunk-size	98304	Best choice between 64K, 98K and 128K; See <code>ccs.bufferSize</code>
quarkus.http.limits.max-frame-size	98304	Best choice between 64K, 98K and 128K; See <code>ccs.bufferSize</code>
quarkus.resteasy-reactive.output-buffer-size	98304	Best choice between 64K, 98K and 128K; See <code>ccs.bufferSize</code>
quarkus.resteasy-reactive.input-buffer-size	98304	Best choice between 64K, 98K and 128K; See <code>ccs.bufferSize</code>
quarkus.rest-client.multipart.max-chunk-size	98304	Best choice between 64K, 98K and 128K; See <code>ccs.bufferSize</code>
quarkus.rest-client.max-chunk-size	98304	Best choice between 64K, 98K and 128K; See <code>ccs.bufferSize</code>
quarkus.vertx.eventbus.receive-buffer-size	98304	Best choice between 64K, 98K and 128K; See <code>ccs.bufferSize</code>
quarkus.vertx.eventbus.send-buffer-size	98304	Best choice between 64K, 98K and 128K; See <code>ccs.bufferSize</code>
quarkus.vertx.warning-exception-time	30S	Extending from 2S
quarkus.vertx.max-event-loop-execute-time	30S	Extending from 2S

The following parameters are for TLS support.

Table 3: TLS Quarkus Configuration

Property/Yaml property	Default Value	Comment
quarkus.ssl.native	true	Allow Native SSL support (OpenSSL)
quarkus.http.ssl related		To handle MTLS
quarkus.rest-client.trust-store rest-client.key-store	quarkus.	To handle MTLS
quarkus.http.host and quarkus.http.port/ssl-port		To specify which host and port

The following parameters are for Log and Observability configuration.

Table 4: Log Quarkus Configuration

Property/Yaml property	Default Value	Comment
quarkus.http.access-log related		To handle Access-log as usual http service
quarkus.log.console.format	%d{HH:mm:ss,SSS} %-5p [%c{2.}] [%l] (%t) (%X) %s%n	To adapt if necessary
quarkus.log.console.json and related		To activate with <code>quarkus-logging-json</code> module to get log in Json format
quarkus.log.level	INFO	To adapt as needed
quarkus.otel related		To configure OpenTelemetry for Metrics

Listing 1: Example of http access log configuration

```

quarkus.http.access-log.enabled=false
quarkus.http.record-request-start-time=true
quarkus.http.access-log.log-to-file=true
quarkus.http.access-log.base-file-name=quarkus-access-log
quarkus.http.access-log.pattern=%{REMOTE_HOST} %l %{REMOTE_USER} %{DATE_TIME} "%{REQUEST_LINE}" %{RESPONSE_CODE} %b (%
↪{RESPONSE_TIME} ms) [XOpIdIn: %{i,x-clonecloudstore-op-id} Client: "%{i,user-agent}"] [XOpIdOut: %{o,x-clonecloudstore-
↪op-id} Server: "%{o,server}"] [%{LOCAL_SERVER_NAME}]

```

The following parameters are for Traffic Shaping (bandwidth control) for Http service.

Table 5: Traffic Shaping Quarkus Configuration

Property/Yaml property	Comment
quarkus.http.traffic-shaping-lated	re- To enable traffic-shaping if needed (in particular with Replicator)

Listing 2: Example of http traffic-shaping configuration

```

quarkus.http.traffic-shaping.enabled=true
quarkus.http.traffic-shaping.inbound-global-bandwidth=1G
quarkus.http.traffic-shaping.outbound-global-bandwidth=1G
quarkus.http.traffic-shaping.max-delay=10s
quarkus.http.traffic-shaping.check-interval=10s

```

The following parameters are for Database configuration. Many options exist, and first, one should decide if MongoDB or PostgreSQL is used (see `ccs.db.type`).

Table 6: Database Quarkus Configuration

Property/Yaml property	Default Value	Comment
quarkus.hibernate-orm related		For PostgreSQL configuration
quarkus.hibernate-orm.jdbc.statement-batch-size	50	For bulk operation
quarkus.hibernate-orm.jdbc.statement-fetch-size	1000	For bulk operation
quarkus.hibernate-orm.fetch.batch-size	1000	For bulk operation
quarkus.mongodb related		For MongoDB configuration

Here are the specific global Cloud Clone Store parameters.

Table 7: Common Cloud Clone Store Configuration

Property/Yaml property	Possible Values	Default Value	Definition
ccs.machineId	Hexadecimal format of 6 bytes	Empty	Internal Machine Id used if specified (not null or empty) using 6 bytes in Hexadecimal format. Should be used in special case where MacAddress is not reliable
ccs.bufferSize	Any number of bytes > 8192	96 KB	Buffer Size ; Optimal is between 64KB, 96KB and 128KB. Note: Quarkus seems to limit to 64KB but setting the same value gives smaller chunk size
ccs.maxWaitMs	Any number of milliseconds (> 100 ms)	1 second	Property to define Max waiting time in milliseconds before Time Out within packets (in particular unknown size)
ccs.driverMaxChunkSize	Any number > 5M in bytes	512 MB	Property to define Buffer Size for a Driver Chunk (may be override by driver specific configuration)
ccs.server.computeSha256	Boolean	false	Property to define if Server will compute SHA 256 on the fly (should be true for Accessor)
ccs.client.response.timeout	Any number of milliseconds	6 minutes	Property to define Max transferring time in milliseconds before Time Out (must take into account large file and bandwidth)
ccs.db.type	mongo or postgres	Empty, so Mongo by default	Property to define which implementations to use between MongoDB or PostgreSQL
ccs.internal.compression	Boolean	false	Property to define if internal services use ZSTD compression for streams

Note: Note that ZSTD compression is efficient both in cpu and memory while still having a nice compression, but if most of the streams are incompressible (such as compressed image, video or ZIP files), it might be better to not activate this option. Files in Storage Driver will not be stored compressed whatever (except if Cloud Storage compressed them, but this is out of CCS).

1.3.2 Metrics

Table 8: Metrics for Cloud Clone Store

Metric name	Tags	Definition
ccs.drivers3 or ccs.drivergoogle or ccs.driverazure	bucket or object with value create, delete, count, stream, exists, read_md, read, copy, error_(write or read or delete)	Count each category of Driver actions
ccs. requestactionconsum	bucket or object with value create, delete or error	Count each category of received Replication Action
ccs. localreplicatorrequ	order with value replicate	Count each category of received Replication Request
ccs. buffered_import	object with value create, purge, copy, error_write, register, unregister	Count each category of buffered accessor service using local storage first
ccs.purge_service	object with value purge, delete, archive	Count each category of reconciliation process
ccs. local_reconciliator	object with value from.db, from.driver, update_from_driver, to.sites_listing, to.remote_site	Count each category of reconciliation process
ccs. central_reconciliat	site with value from.remote_site	Count each category of reconciliation process per site
ccs. central_reconciliat	object with value from.remote_sites_listing or to.actions`	Count each category of reconciliation process per site
ccs. initialization-serv	object with value create	Count each category of importing existing Storage Objects process
http_server_request	uri value /cloudclonestore/*	Count each category of Public Accessor API call (native metrics)
http_server_request	uri value /ccs/internal/*	Count each category of Private Accessor API call (native metrics)
http_server_request	uri value /replicator/local/buckets/*	Count each category of Local Replicator API call (native metrics)
http_server_request	uri value /replicator/remote/buckets/*	Count each category of Remote Replicator API call (native metrics)
http_server_request	uri value /replicator/remote/orders/*	Count each category of Remote Order Replicator API call (native metrics)
http_server_request	uri value /replicator/remote/reconciliation/*	Count each category of Remote Reconciliation Replicator API call (native metrics)
http_server_request	uri value /reconciliator/*	Count each category of Reconciliator API call (native metrics)
http_server_request	uri value /administration/topologies/*	Count each category of Administration (topology) API call (native metrics)

ACCESSOR

2.1 BPMN for Accessor

2.1.1 Short description of Dtos

Listing 1: Bucket Dto

```
public class AccessorBucket {  
    /**  
     * Bucket name  
     */  
    private String id;  
    /**  
     * Site for this Bucket  
     */  
    private String site;  
    /**  
     * Creation or Deletion datetime  
     */  
    private Instant creation;  
    /**  
     * Optional expiry datetime  
     */  
    private Instant expires;  
    /**  
     * Status of this Bucket  
     */  
    private AccessorStatus status = AccessorStatus.UNKNOWN;  
}
```

Listing 2: Object Dto

```
public class AccessorObject {  
    /**  
     * Internal Id  
     */  
    private String id;  
    /**  
     * Site for this Object  
     */  
    private String site;  
    /**  
     * Bucket name  
     */  
    private String bucket;  
    /**  
     * Object name  
     */  
    private String name;  
    /**  
     * Optional: SHA 256 hash  
     */  
    private String hash;  
    /**  
     * Status of this Object  
     */  
    private AccessorStatus status = AccessorStatus.UNKNOWN;  
    /**  
     * Creation or Modification datetime  
     */  
    private Instant creation;  
    /**
```

(continues on next page)

(continued from previous page)

```

    * Optional expiry datetime
    */
private Instant expires;
/**
    * Length of the content of this Object
    */
private long size;
/**
    * Metadata if any for this Object
    */
private final Map<String, String> metadata = new HashMap<>();

```

Note: Metadata keys must be lower case, starting with a letter [a-z], following by any letter [a-z], number [0-9] and “_”. This is a limitation coming from Cloud storages. Values can be string containing anything but **limited in size globally (< 2KB)**.

Listing 3: Filter Dto

```

public class AccessorFilter {
    /**
    * Optional Prefix for the name, including path
    */
private String namePrefix;
/**
    * Optional list of status to filter on
    */
private AccessorStatus[] statuses;
/**
    * Optional datetime for creation before this date
    */
private Instant creationBefore;
/**
    * Optional datetime for creation after this date
    */
private Instant creationAfter;
/**
    * Optional datetime for expiry before this date
    */
private Instant expiresBefore;
/**
    * Optional datetime for expiry after this date
    */
private Instant expiresAfter;
/**
    * Optional length filter less than this length
    */
private long sizeLessThan;
/**
    * Optional length filter greater than this length
    */
private long sizeGreaterThan;
/**
    * Optional metadata filter based on equality
    */
private final Map<String, String> metadataFilter = new HashMap<>();

```

2.1.2 Status logic

Status \ Type	Bucket	Object
UNKNOWN	No status	No status
UPLOAD	Creation in progress	Creation in progress
READY	Created and available	Created and available
ERR_UPL	Creation in error	Creation in error
DELETING	Deletion in progress	Deletion in progress
DELETED	Deleted and unavailable	Deleted and unavailable
ERR_DEL	Deletion in error	Deletion in error

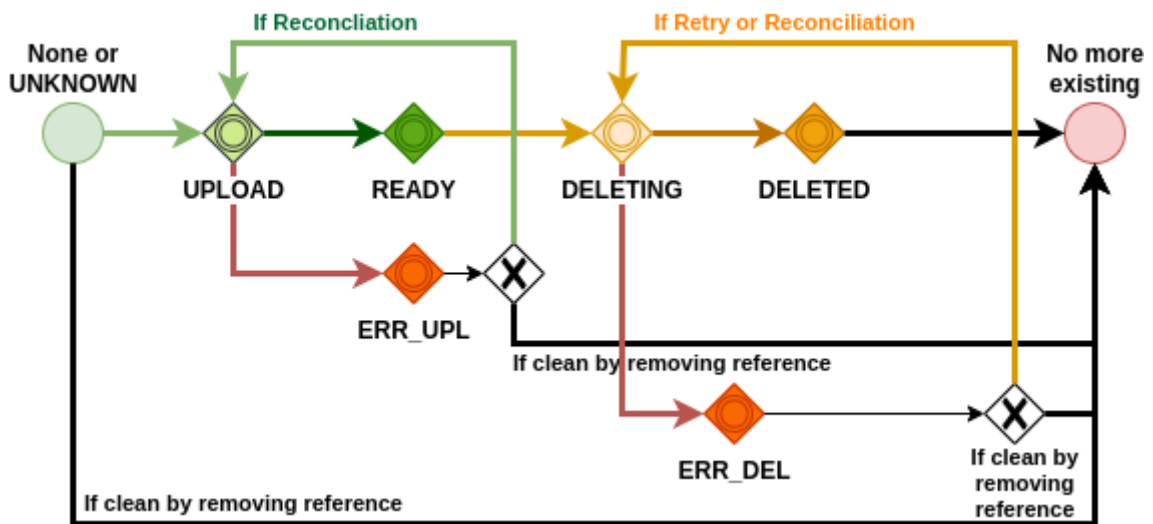


Fig. 1: Status for Objects and Buckets

2.1.3 Bucket

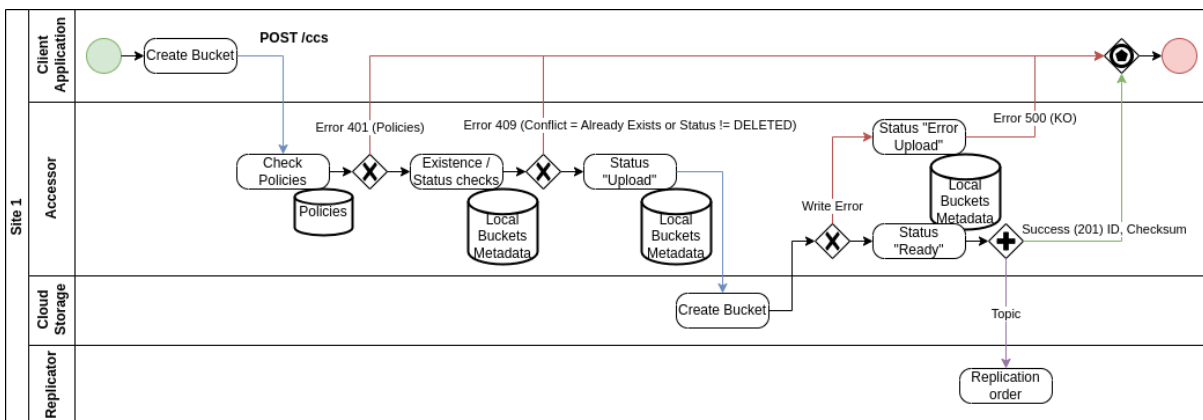


Fig. 2: Create Bucket

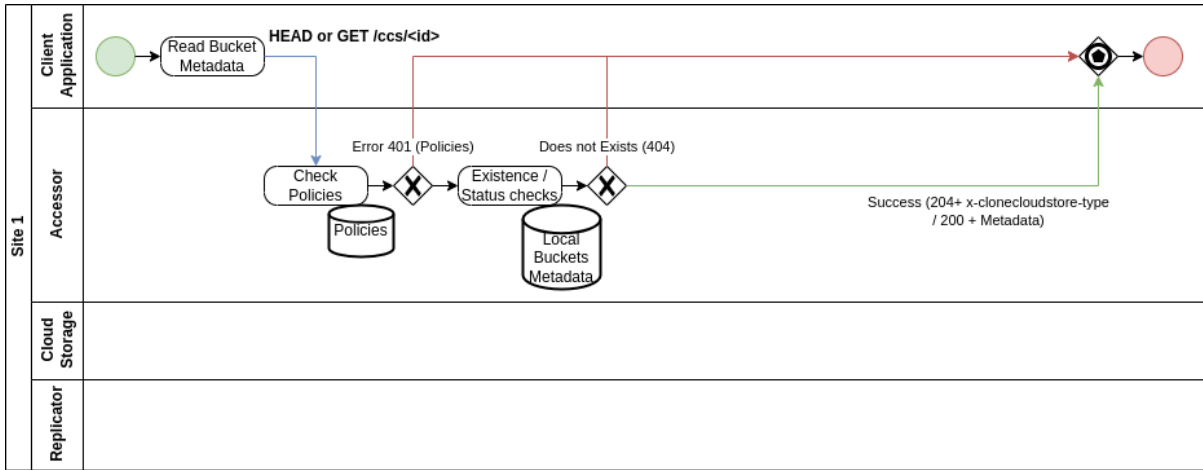


Fig. 3: Check Local Existence Bucket (GET for Metadata)

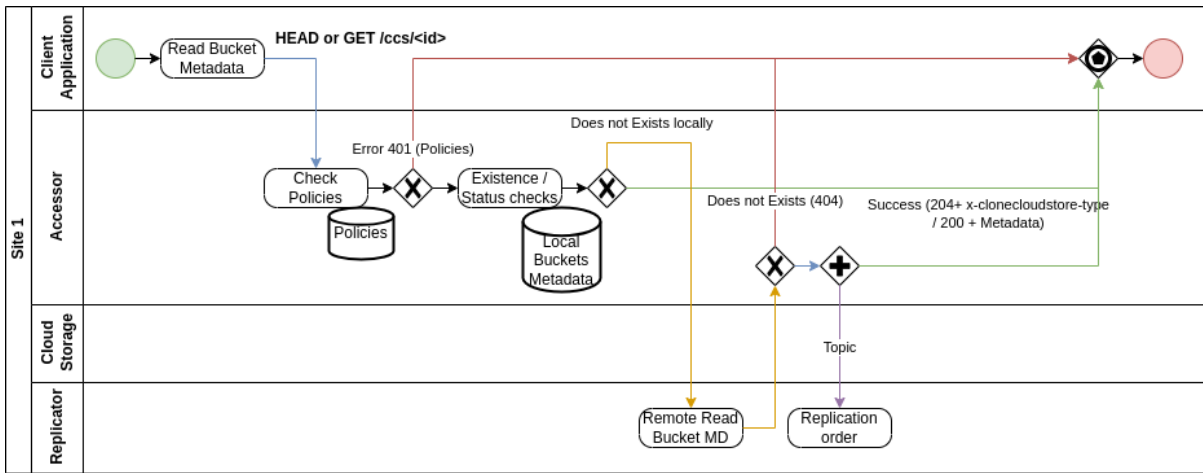


Fig. 4: Check Local/Remote Existence Bucket (GET for Metadata)

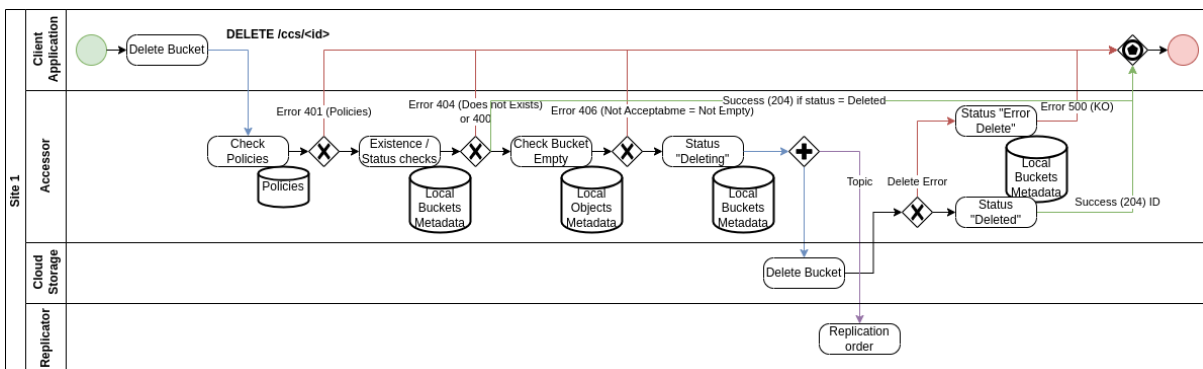


Fig. 5: Delete Bucket

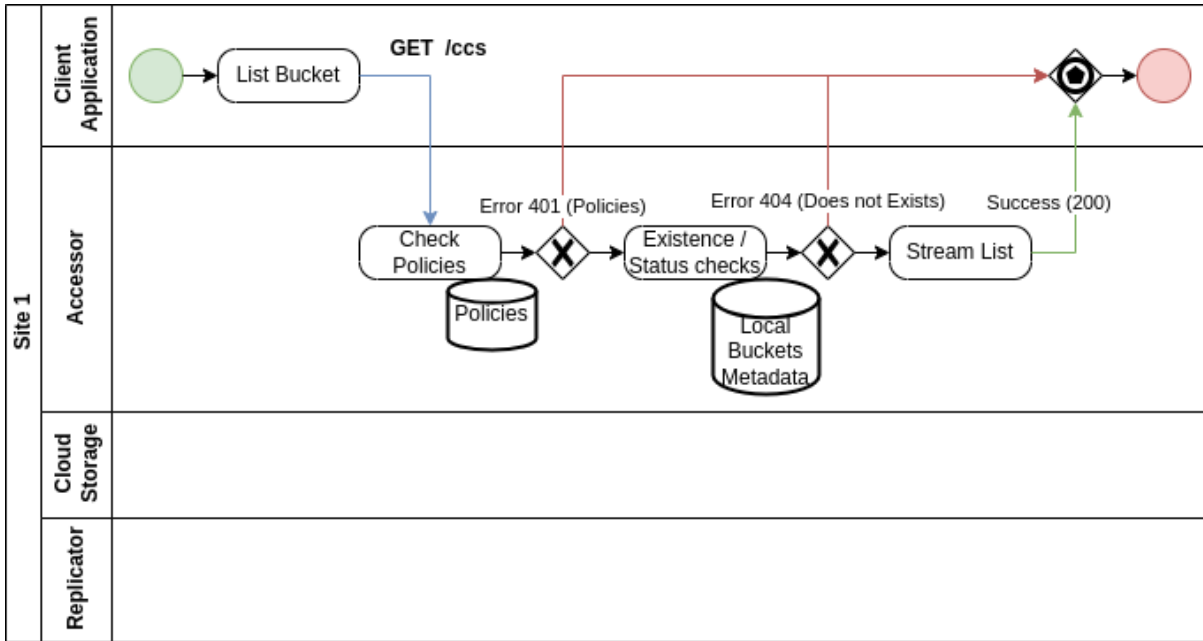


Fig. 6: List Buckets

2.1.4 Object

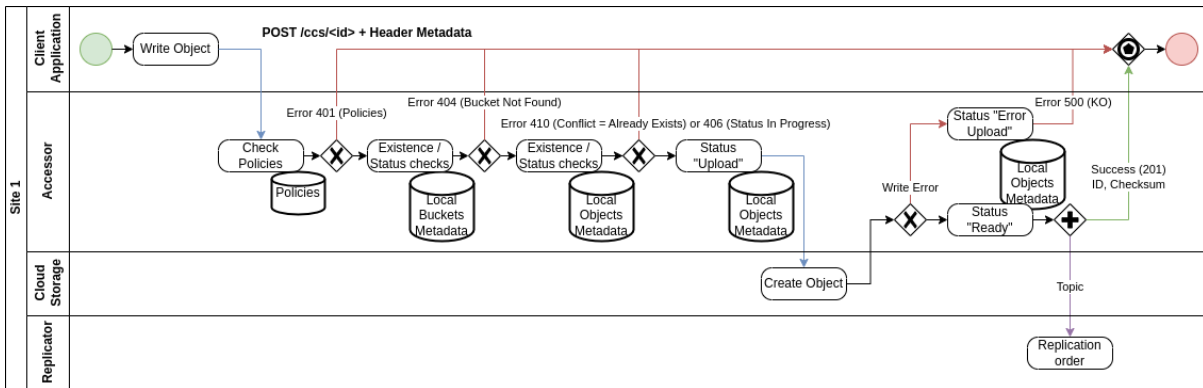


Fig. 7: Create Object

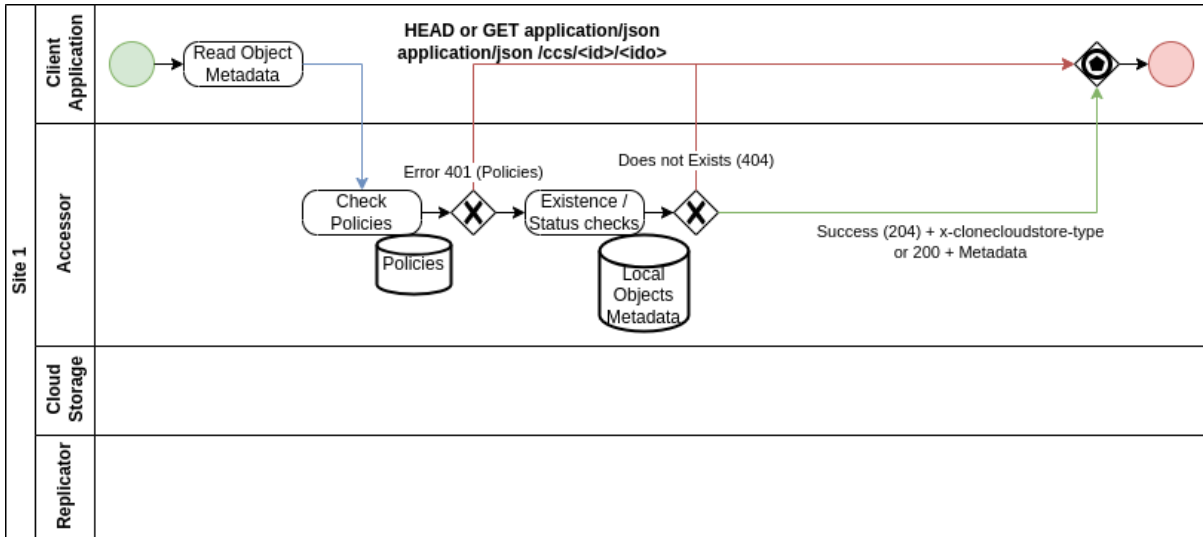


Fig. 8: Check Local Existence Object or GET Metadata

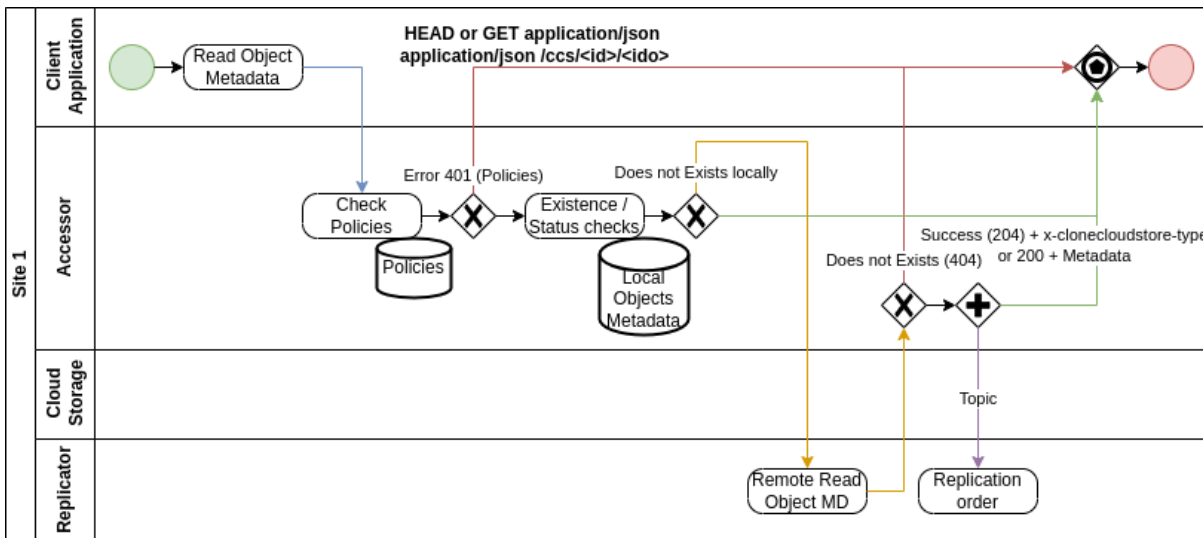


Fig. 9: Check Local/Remote Existence Object or GET Metadata

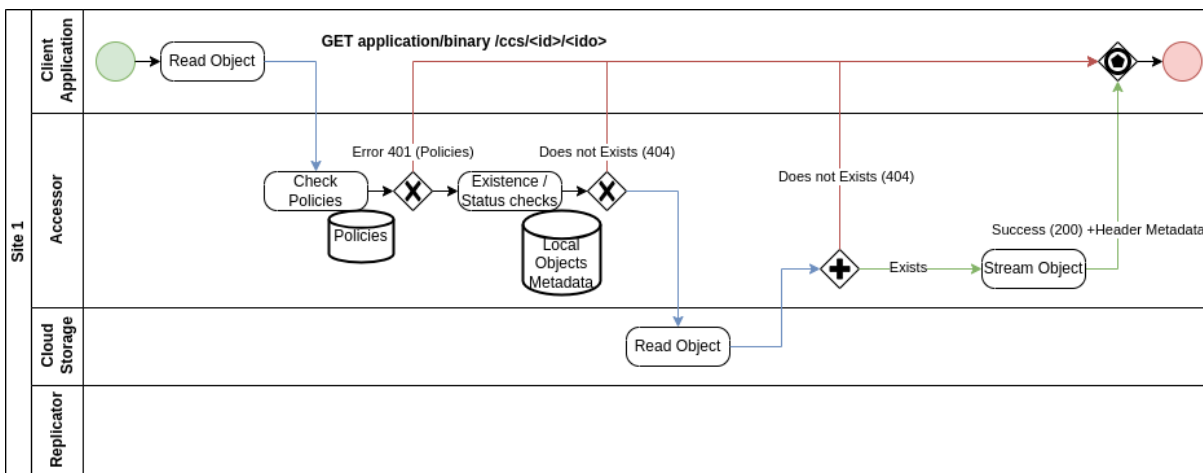


Fig. 10: Get Local Object's Content

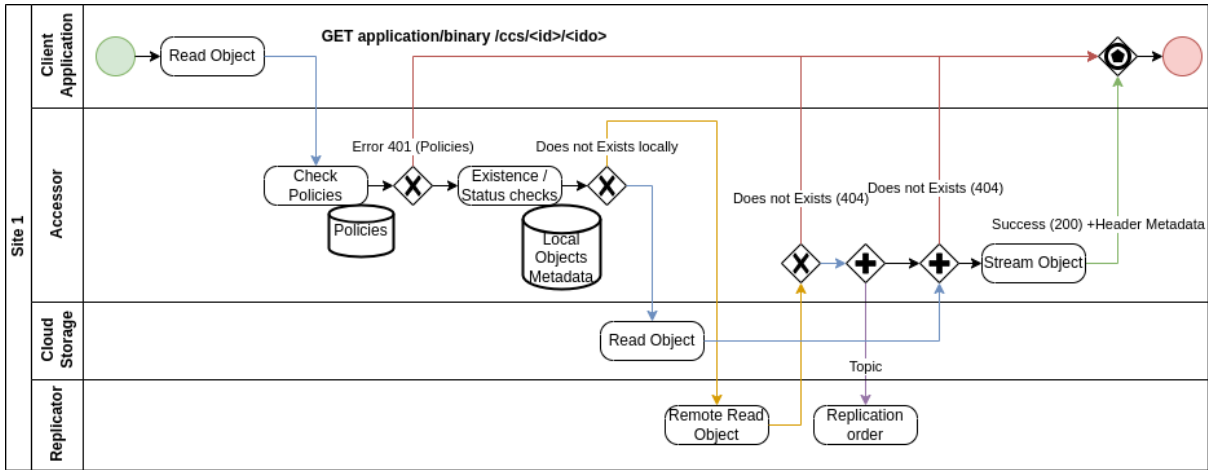


Fig. 11: Get Local/Remote Object's Content

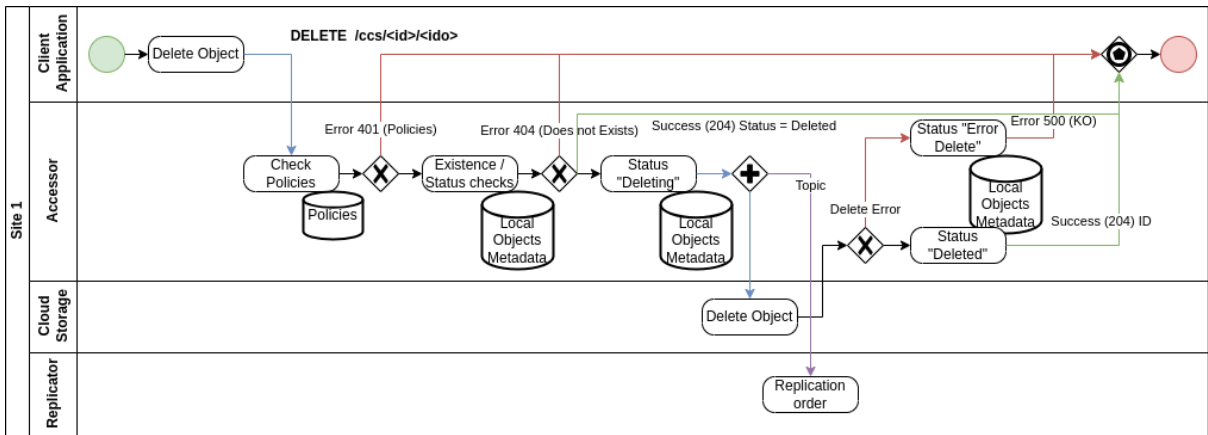


Fig. 12: Delete Object

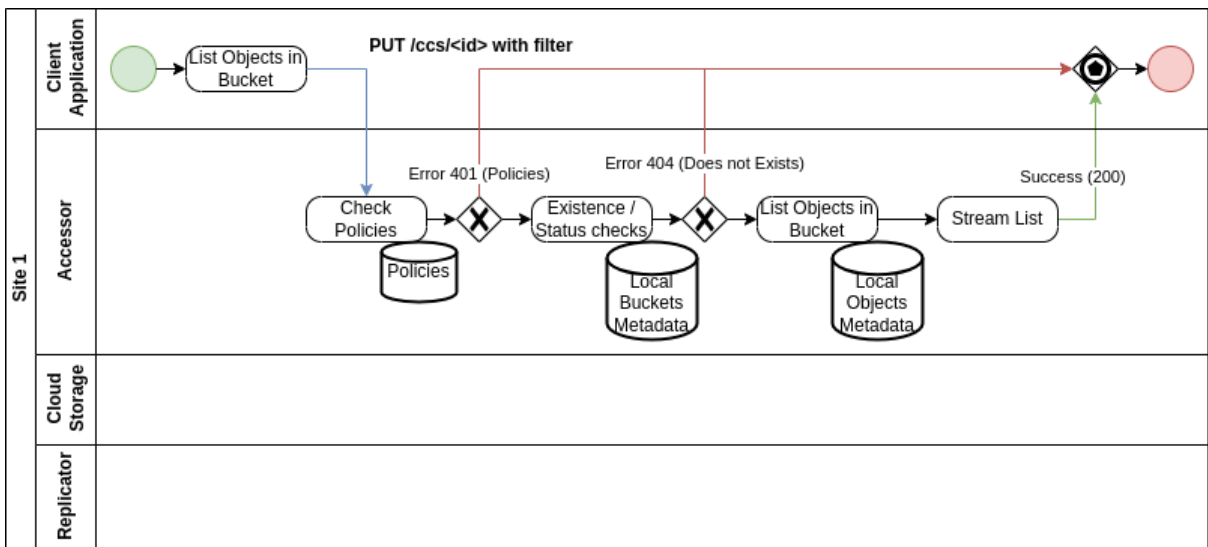


Fig. 13: List Objects in Bucket

2.1.5 Object with special Buffered option

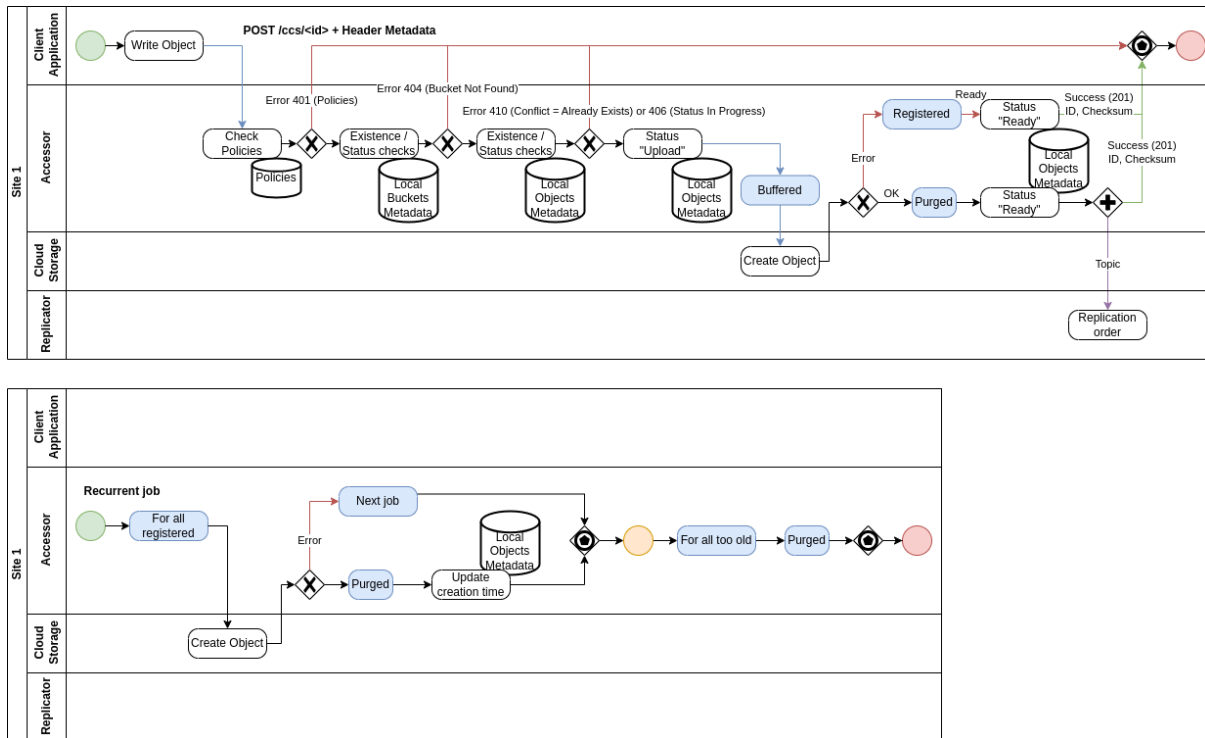


Fig. 14: Create Object with Buffered Option

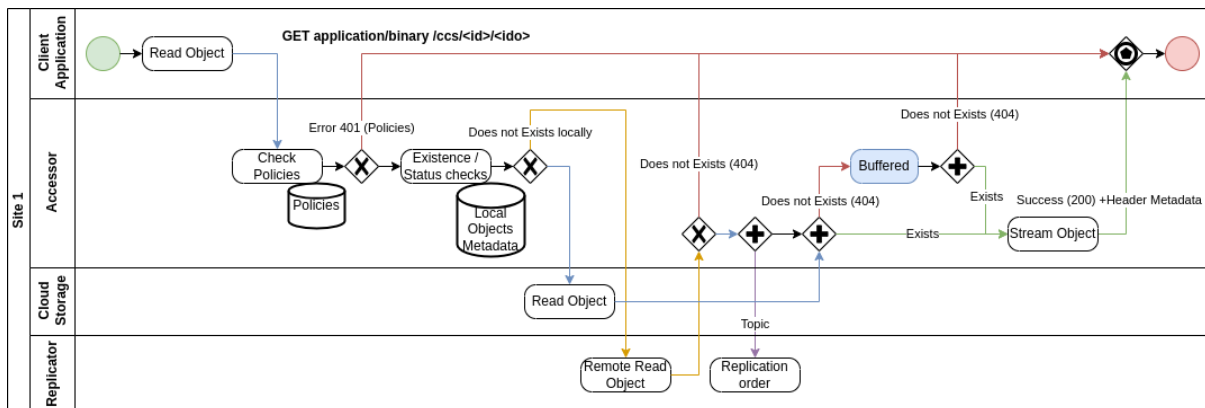


Fig. 15: Get Local/Remote Object's Content with Buffered option

2.1.6 Bucket Internal

Specific implementations for Internal Accessor:

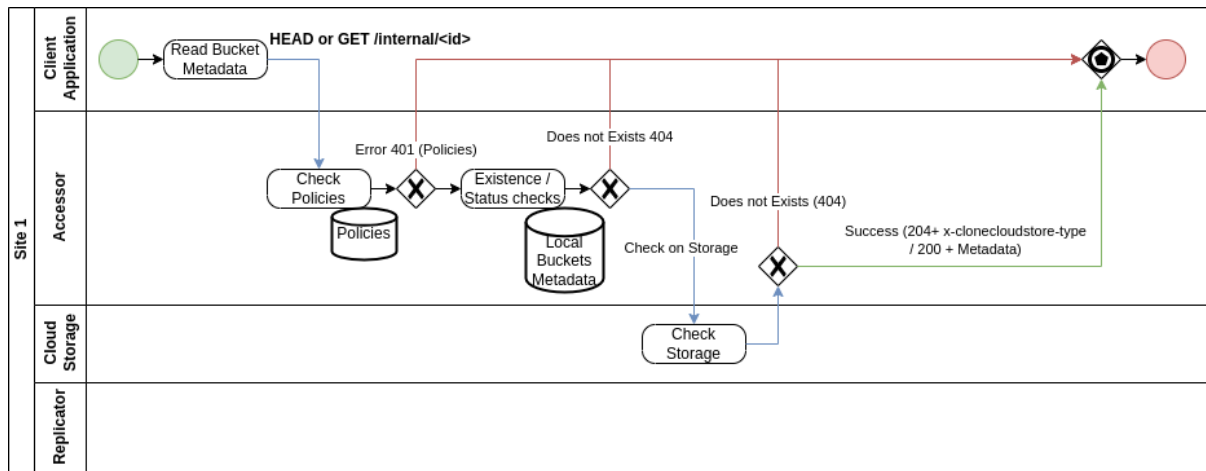


Fig. 16: Check Existence and Get Metadata for Local Bucket

2.1.7 Object Internal

Specific implementations for Internal Accessor:

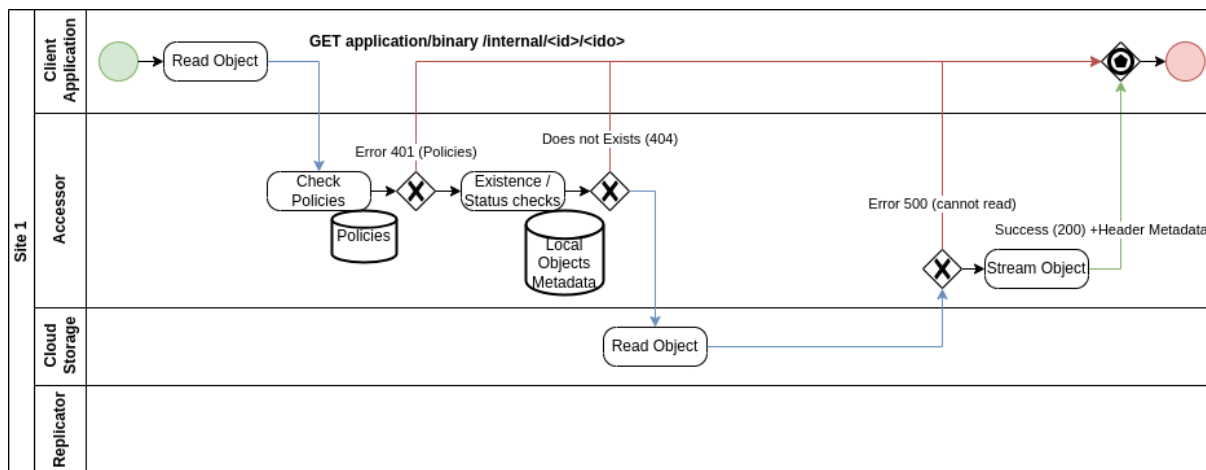


Fig. 17: Get Local Object's Content

2.2 Configuration

2.2.1 Various Accessor services

2.2.1.1 Accessor-Replicator

Used by remote request from Replicator. It listens to a Topic `replicator-action-in` from (local) Remote Replicator and is able, through the Local Replicator to access to remote Object if needed for local creation (clone) or to Accessor Internal Service.

This service has no API and only uses a Topic as incoming requests.

2.2.1.2 Accessor-Simple-Gateway

Simple Cloud Storage Gateway without any database and replication nor reconciliation support.

It is means for an easy move from existing storage to Cloud Clone Store, to later on apply the real Accessor service.

For instance the steps could be:

- Add this Simple Gateway in front of an application for existing buckets
- In parallel, import the content of those buckets using the special procedure (see Reconciliator import from existing Storage) such that all buckets and associated objects are in the CCS database
- Once import done, the Simple Gateway could be shutdown to let the Accessor Server replacing it, while the application still can access to the buckets and associated objects
- When a new site is build, a replication can be setup such that the full services are offer to the application (using Reconciliator for instance special procedure for new and empty replication site or through standard Reconciliator process for an existing (partial or not) remote site)

Note that this version has only Ownership control over deletion of a bucket, not any specific control on other operations such as read, create or delete an object within a bucket.

2.2.1.3 Accessor-Server

Used by application (clients) to interact with Cloud Storage, enabling replication and remote access and reconciliation, using the public API.

It is also used internally by all services when they need to access or interact with buckets and objects, through the internal API, which must be not available to other services than Cloud Clone Store itself.

Note that this version has full Ownership control over deletion of a bucket, but also on other operations such as read, create or delete an object within a bucket from any client.

2.2.2 Client with Apache httpclient5

In order to allow more applications to use Clone Cloud Store, an Apache httpclient 5 based CCS client is also available in **ccs-accessor-client-apache**.

Dependencies is minimal while all functionalities are supported.

Quarkus is not required.

2.2.3 application.yaml configuration

2.2.3.1 Client configurations

Table 1: Accessor Cloud Clone Store Client Configuration

Property/Yaml property	Possible Values
quarkus.rest-client."io.clonecloudstore.accessor.client.api.AccessorBucketApi".url	Http(s) url of the service
quarkus.rest-client."io.clonecloudstore.accessor.client.api.AccessorObjectApi".url	Http(s) url of the service

Table 2: Accessor Cloud Clone Store Internal Client Configuration

Property/Yaml property	Possible Values
<code>quarkus.rest-client."io.clonecloudstore.accessor.client.internal.api.AccessorBucketInternalApi".url</code>	Http(s) url of the service
<code>quarkus.rest-client."io.clonecloudstore.accessor.client.internal.api.AccessorObjectInternalApi".url</code>	Http(s) url of the service

2.2.3.2 Accessor Replicator configuration

Table 3: Accessor Replicator Cloud Clone Store Service Configuration

Property/Yaml property or Environment variable	Possible Values	Default Value
<code>ccs.accessor.site</code>	Name of the site	unconfigured
<code>ccs.accessor.internal.compression</code>	true or false, True to allow compression between services	false
Redefining <code>mp.messaging.incoming.replicator-action-in</code> or <code>env CCS_REQUEST_ACTION</code>	Name of the incoming topic for Action Requests (if more than 1 instance, add <code>broadcast=true</code> to the configuration)	<code>request-action</code>
<code>quarkus.mongodb.database</code>	Name of the associated database (if MongoDB used, with <code>ccs.db.type = mongo</code>)	
<code>quarkus.rest-client."io.clonecloudstore.replicator.client.api.LocalReplicatorApi".url</code>	Http(s) url of the service	
<code>quarkus.rest-client."io.clonecloudstore.administration.client.api.OwnershipApi".url</code>	Http(s) url of the service	

2.2.3.3 Accessor configuration

Table 4: Accessor Cloud Clone Store Service Configuration

Property/Yaml property or Environment variable	Possible Values	Default Value
<code>ccs.accessor.site</code>	Name of the site	unconfigured
<code>ccs.accessor.remote.read</code>	true or false, True to allow remote access when object not locally found	false
<code>ccs.accessor.remote.fixOnAbsent</code>	true or false, True to allow to fix using remote accessed object	false
<code>ccs.accessor.internal.compression</code>	true or false, True to allow compression between services	false
Redefining <code>messaging.outgoing.replicator-action-out</code> or <code>CCS_REQUEST_ACTION</code>	mp. Name of the outgoing topic for Action Requests	request-action
Redefining <code>messaging.outgoing.replicator-request-out</code> or env <code>CCS_REQUEST_REPLICATION</code>	mp. Name of the outgoing topic for Replication Requests	request-replication
<code>quarkus.mongodb.database</code>	Name of the associated database (if MongoDB used, with <code>ccs.db.type = mongo</code>)	
<code>quarkus.rest-client."io.clonecloudstore.replicator.client.api.LocalReplicatorApi".url</code>	Http(s) url of the service	
<code>quarkus.rest-client."io.clonecloudstore.administration.client.api.OwnershipApi".url</code>	Http(s) url of the service	

2.2.3.4 Accessor Simple Gateway configuration

Table 5: Accessor Simple Gateway Cloud Clone Store Service Configuration

Property/Yaml property	Possible Values	Default Value
<code>ccs.accessor.site</code>	Name of the site	unconfigured

2.2.3.5 Accessor common configuration

For both *Accessor Replicator Cloud Clone Store Service* and *Accessor Cloud Clone Store Service*, an extra configuration is needed according to the Storage Driver used:

2.2.3.5.1 Specific Driver configurations

Warning: Note for S3 that `maxPartSizeForUnknownLength` or `driverMaxChunkSize` should be defined according to memory available and concurrent access, as each transfer (upload or download) could lead to one buffer of this size for each.

Table 6: Driver for S3 Service Configuration

Property/Yaml property	Possible Values
<code>ccs.driver.s3.host</code>	S3 Host (do not use <code>quarkus.s3.endpoint-override</code>)
<code>ccs.driver.s3.keyId</code>	S3 KeyId (do not use <code>quarkus.s3.aws.credentials.static-provider.access-key-id</code> nor <code>aws.accessKeyId</code>)
<code>ccs.driver.s3.key</code>	S3 Key (do not use <code>quarkus.s3.aws.credentials.secret-access-key</code> nor <code>aws.secretAccessKey</code>)
<code>ccs.driver.s3.region</code>	S3 Region (do not use <code>quarkus.s3.aws.region</code>)
<code>ccs.driver.s3.maxPartSize</code>	MultiPart size (minimum 5 MB, maximum 5 GB, default 256 MB)
<code>ccs.driver.s3.maxPartSizeForUnknownLength</code>	512 MB as in <code>ccs.driverMaxChunkSize</code> , MultiPart size (minimum 5 MB, maximum ~2 GB): will be used to buffer <code>InputStream</code> if length is unknown, so take care of the Memory consumption associated (512 MB, default, will limit the total <code>InputStream</code> length to 5 TB since 10K parts)

Table 7: Driver for Azure Blob Storage Service Configuration

Property/Yaml property	Possible Values
<code>quarkus.azure.storage.blob.connection-string</code>	Connection String to Azure Blob Storage (see https://docs.quarkiverse.io/quarkus-azure-services/dev/index.html)
<code>ccs.driver.azure.maxConcurrency</code>	2, Maximum concurrency in upload/download with Azure Blob Storage
<code>ccs.driver.azure.maxPartSize</code>	256 MB, MultiPart size (minimum 5 MB, maximum 4 GB, default 256 MB)
<code>ccs.driver.azure.maxPartSizeForUnknownLength</code>	512 MB as in <code>ccs.driverMaxChunkSize</code> , MultiPart size (minimum 5 MB, maximum ~2 GB): will be used to buffer <code>InputStream</code> if length is unknown (no memory impact)

Table 8: Driver for Google Cloud Storage Service Configuration

Property/Yaml property	Possible Values
<code>quarkus.google.cloud.project-id</code>	Project Id in Google Cloud (and related Authentication see https://docs.quarkiverse.io/quarkus-google-cloud-services/main/index.html)
<code>ccs.driver.google.disableGzip</code>	true, Default is to use Gzip content, but may be disabled (default: true so disabled)
<code>ccs.driver.google.maxPartSize</code>	256 MB, MultiPart size (minimum 5 MB, maximum 4 GB, default 256 MB) (Property ignored)
<code>ccs.driver.google.maxBufSize</code>	128 MB; MultiPart size (minimum 5 MB, maximum ~2 GB): will be used to buffer <code>InputStream</code> if length is unknown (no memory impact)

Accessor calls Ownership service to check or create ownership for each bucket.

Table 9: Ownership Cloud Clone Store Client Configuration

Property/Yaml property	Possible Values
<code>quarkus.rest-client."io.clonecloudstore.administration.client.api.OwnershipApi".url</code>	Http(s) url of the service

2.2.3.6 Accessor buffered configuration

For both *Accessor Simple Gateway Cloud Clone Store Service* and *Accessor Cloud Clone Store Service*, an extra configuration could be set to allow buffered streams.

Warning: The buffered configuration is intend to protect against non resilient Driver services. But it is at the cost of an extra storage on the Accessor service to store temporarily the uploaded stream, until they are in the Driver final service. **This implies to “guess” how many local storage space is needed.**

This option should not be activated in general, but allows to handle final Driver service that have a bad resilience, at the price of extra local storage.

The global logic is the following:

- When an upload occurs, the inputStream is first backup into the local filesystem.
- Once backedup, it is then uploaded to the Driver.
- If the Driver upload is in success, the local copy is deleted.
- On the contrary, in case of failure, the local copy remains and is add to an asynchronous retry handler.
 - The related item in database has a READY status, even if not uploaded in Driver service

When an access is tried on a Driver Object, the global logic is the following:

- If the Driver access is in error, there is an extra try using the local filesystem

When a delete occurs on a Driver Object, there is a try to delete also from the local filesystem.

Warning: When having multiple instances of Accessor, if one wants to not rely on which server the call occurs, one can share the extra storage (using NFS for instance). If not, access and delete will not benefit other instances.

The filesystem is as much as possible guard to prevent no more space on device:

- An option specifies how much space in GB must be available for any upload
- If the upload inputStream size is known, the size is compared to the available space
- In any case where the filesystem is not enough, the local copy will be skipped, therefore relying only on the Driver availability

Warning: This protection can prevent buffered operations due to the lack of space. In this case, the upload relies only on the Driver availability, which is the default behavior.

For any buffered and not yet store to Driver service items, there is an extra background task that will take them in consideration. The schedule is every `ccs.accessor.store.schedule.delay`.

- The background task check first if any item shall be uploaded to the Driver

- It checks the availability in the database (status) and the availability of the Driver service and the item is still missing
- If everything is OK, it uploads the item and then delete locally the item
- On the contrary
 - If the item is already in the Driver, it is deleted
 - If the item is not in the Driver, it is reset to the next schedule
- Once all scheduled tasks are over
 - It checks too old items and clean them according to the `purge.retention_seconds`` configuration
 - For each item, the associated entry status in database is placed as `ERR_UPL``
 - **Important note: once purged, the items cannot be uploaded anymore automatically**

Warning: Most of the normal behaviors of Driver are respected using the buffered space, except listing, streaming of StorageObjects and test of existence of a directory (object is checked but not directory).

Table 10: Buffered upload Cloud Clone Store Service Configuration

Property/Yaml property	Possible Values	Default Value
<code>ccs.accessor.store.active</code>	true / false	false and should be used with caution
<code>ccs.accessor.store.path</code>	Path to the root for the local store	Temp directory according to <code>io.java.tmpdir</code> (/CCS will be added)
<code>ccs.accessor.store.min_space_gb</code>	integer as number of GB	5 GB by default, should be set according to average upload sizes and duration of unavailability of Driver final service
<code>ccs.accessor.store.purge.retention_seconds</code>	delay in seconds before purge	3600 seconds (1 hour) by default, should be set according to space on local storage
<code>ccs.accessor.store.schedule.delay</code>	delay in duration format (“10s”, “1m”...), a number will be considered in seconds by default	“10s” (10 seconds) by default, should be set according to space on local storage, upload frequency and Driver service stability

2.3 Open API

2.3.1 Accessor Service

2.3.1.1 Internal API / Bucket

GET /ccs/internal

List all buckets in repository

List all buckets in repository

Example request:

```
GET /ccs/internal HTTP/1.1
Host: example.com
```

Status Codes

- 200 OK¹ – OK

Example response:

```
HTTP/1.1 200 OK
Content-Type: application/json

{
  "id": "string",
  "clientId": "string",
  "site": "string",
  "creation": "2024-02-21T11:27:55.203340",
  "expires": "2024-02-21T11:27:55.203340",
  "status": "UNKNOWN"
}
```

- 400 Bad Request² – Bad Request
- 401 Unauthorized³ – Unauthorized
- 500 Internal Server Error⁴ – Internal Error

Request Headers

- **x-clonecloudstore-client-id** – Client ID (Required)
- **x-clonecloudstore-op-id** – Operation ID

Response Headers

- **x-clonecloudstore-op-id** – Operation ID
- **x-clonecloudstore-module** – Module Id
- **x-clonecloudstore-op-id** – Operation ID
- **x-clonecloudstore-module** – Module Id
- **x-clonecloudstore-error** – Error Message
- **x-clonecloudstore-op-id** – Operation ID
- **x-clonecloudstore-module** – Module Id
- **x-clonecloudstore-error** – Error Message
- **x-clonecloudstore-op-id** – Operation ID
- **x-clonecloudstore-module** – Module Id
- **x-clonecloudstore-error** – Error Message

GET /ccs/internal/{bucketName}

Get bucket metadata

Get bucket metadata

Parameters

- **bucketName** (*string*) –

Example request:

```
GET /ccs/internal/{bucketName} HTTP/1.1
Host: example.com
```

Status Codes

¹ <https://www.w3.org/Protocols/rfc2616/rfc2616-sec10.html#sec10.2.1>

² <https://www.w3.org/Protocols/rfc2616/rfc2616-sec10.html#sec10.4.1>

³ <https://www.w3.org/Protocols/rfc2616/rfc2616-sec10.html#sec10.4.2>

⁴ <https://www.w3.org/Protocols/rfc2616/rfc2616-sec10.html#sec10.5.1>

- 200 OK⁵ – OK

Example response:

```
HTTP/1.1 200 OK
Content-Type: application/json

{
  "id": "string",
  "clientId": "string",
  "site": "string",
  "creation": "2024-02-21T11:27:55.203340",
  "expires": "2024-02-21T11:27:55.203340",
  "status": "UNKNOWN"
}
```

- 400 Bad Request⁶ – Bad Request
- 401 Unauthorized⁷ – Unauthorized
- 404 Not Found⁸ – Bucket not found
- 410 Gone⁹ – Bucket deleted
- 500 Internal Server Error¹⁰ – Internal Error

Request Headers

- **x-clonecloudstore-client-id** – Client ID (Required)
- **x-clonecloudstore-op-id** – Operation ID

Response Headers

- **x-clonecloudstore-op-id** – Operation ID
- **x-clonecloudstore-module** – Module Id
- **x-clonecloudstore-op-id** – Operation ID
- **x-clonecloudstore-module** – Module Id
- **x-clonecloudstore-error** – Error Message
- **x-clonecloudstore-op-id** – Operation ID
- **x-clonecloudstore-module** – Module Id
- **x-clonecloudstore-error** – Error Message
- **x-clonecloudstore-op-id** – Operation ID
- **x-clonecloudstore-module** – Module Id
- **x-clonecloudstore-error** – Error Message
- **x-clonecloudstore-op-id** – Operation ID
- **x-clonecloudstore-module** – Module Id
- **x-clonecloudstore-error** – Error Message
- **x-clonecloudstore-op-id** – Operation ID
- **x-clonecloudstore-module** – Module Id
- **x-clonecloudstore-error** – Error Message

⁵ <https://www.w3.org/Protocols/rfc2616/rfc2616-sec10.html#sec10.2.1>

⁶ <https://www.w3.org/Protocols/rfc2616/rfc2616-sec10.html#sec10.4.1>

⁷ <https://www.w3.org/Protocols/rfc2616/rfc2616-sec10.html#sec10.4.2>

⁸ <https://www.w3.org/Protocols/rfc2616/rfc2616-sec10.html#sec10.4.5>

⁹ <https://www.w3.org/Protocols/rfc2616/rfc2616-sec10.html#sec10.4.11>

¹⁰ <https://www.w3.org/Protocols/rfc2616/rfc2616-sec10.html#sec10.5.1>

HEAD /ccs/internal/{bucketName}

Check if bucket exist

Check if bucket exist (fullcheck true implies check down to Storage) and return BUCKET/NONE in header

Parameters

- **bucketName** (*string*) –

Query Parameters

- **fullCheck** (*boolean*) – If True implies Storage checking

Status Codes

- 204 No Content¹¹ – OK
- 400 Bad Request¹² – Bad Request
- 401 Unauthorized¹³ – Unauthorized
- 404 Not Found¹⁴ – Bucket not found
- 500 Internal Server Error¹⁵ – Internal Error

Request Headers

- **x-clonecloudstore-client-id** – Client ID (Required)
- **x-clonecloudstore-op-id** – Operation ID

Response Headers

- **x-clonecloudstore-type** – Type as StorageType
- **x-clonecloudstore-op-id** – Operation ID
- **x-clonecloudstore-module** – Module Id
- **x-clonecloudstore-op-id** – Operation ID
- **x-clonecloudstore-module** – Module Id
- **x-clonecloudstore-error** – Error Message
- **x-clonecloudstore-op-id** – Operation ID
- **x-clonecloudstore-module** – Module Id
- **x-clonecloudstore-error** – Error Message
- **x-clonecloudstore-op-id** – Operation ID
- **x-clonecloudstore-module** – Module Id
- **x-clonecloudstore-error** – Error Message
- **x-clonecloudstore-op-id** – Operation ID
- **x-clonecloudstore-module** – Module Id
- **x-clonecloudstore-error** – Error Message

¹¹ <https://www.w3.org/Protocols/rfc2616/rfc2616-sec10.html#sec10.2.5>

¹² <https://www.w3.org/Protocols/rfc2616/rfc2616-sec10.html#sec10.4.1>

¹³ <https://www.w3.org/Protocols/rfc2616/rfc2616-sec10.html#sec10.4.2>

¹⁴ <https://www.w3.org/Protocols/rfc2616/rfc2616-sec10.html#sec10.4.5>

¹⁵ <https://www.w3.org/Protocols/rfc2616/rfc2616-sec10.html#sec10.5.1>

2.3.1.2 Internal API / Directory or Object

PUT /ccs/internal/{bucketName}

List objects from filter

List objects from filter as a Stream of Json lines

Parameters

- **bucketName** (*string*) –

Status Codes

- 200 OK¹⁶ – OK
- 400 Bad Request¹⁷ – Bad Request
- 401 Unauthorized¹⁸ – Unauthorized
- 403 Forbidden¹⁹ – Forbidden
- 404 Not Found²⁰ – Bucket not found
- 500 Internal Server Error²¹ – Internal Error

Request Headers

- **x-clonecloudstore-namePrefix** – Filter based on name prefix
- **x-clonecloudstore-statuses** – Filter based on list of status
- **x-clonecloudstore-creationBefore** – Filter based on creation before
- **x-clonecloudstore-creationAfter** – Operation Filter based on creation after
- **x-clonecloudstore-expiresBefore** – Operation Filter based on expires before
- **x-clonecloudstore-expiresAfter** – Operation Filter based on expires after
- **x-clonecloudstore-sizeLT** – Operation Filter based on size less than
- **x-clonecloudstore-sizeGT** – Operation Filter based on size greater than
- **x-clonecloudstore-metadataEq** – Filter based on metadata containing
- **Accept-Encoding** –
- **x-clonecloudstore-client-id** – Client ID (Required)
- **x-clonecloudstore-op-id** – Operation ID

Response Headers

- **x-clonecloudstore-op-id** – Operation ID
- **x-clonecloudstore-module** – Module Id
- **x-clonecloudstore-op-id** – Operation ID
- **x-clonecloudstore-module** – Module Id
- **x-clonecloudstore-error** – Error Message
- **x-clonecloudstore-op-id** – Operation ID
- **x-clonecloudstore-module** – Module Id
- **x-clonecloudstore-error** – Error Message
- **x-clonecloudstore-op-id** – Operation ID
- **x-clonecloudstore-module** – Module Id
- **x-clonecloudstore-error** – Error Message
- **x-clonecloudstore-op-id** – Operation ID

- **x-clonecloudstore-module** – Module Id
- **x-clonecloudstore-error** – Error Message
- **x-clonecloudstore-op-id** – Operation ID
- **x-clonecloudstore-module** – Module Id
- **x-clonecloudstore-error** – Error Message

GET /ccs/internal/{bucketName}/{objectName}

Get object

Get object binary with type application/octet-stream and get object metadata with type application/json

Parameters

- **bucketName** (*string*) –
- **objectName** (*string*) –

Example request:

```
GET /ccs/internal/{bucketName}/{objectName} HTTP/1.1
Host: example.com
```

Status Codes

- 200 OK²² – OK

Example response:

```
HTTP/1.1 200 OK
Content-Type: application/json

{
  "id": "string",
  "site": "string",
  "bucket": "string",
  "name": "string",
  "hash": "string",
  "status": "UNKNOWN",
  "creation": "2024-02-21T11:27:55.203340",
  "expires": "2024-02-21T11:27:55.203340",
  "size": 1,
  "metadata": {}
}
```

- 400 Bad Request²³ – Bad Request
- 401 Unauthorized²⁴ – Unauthorized
- 403 Forbidden²⁵ – Forbidden
- 404 Not Found²⁶ – Object not found
- 500 Internal Server Error²⁷ – Internal Error

Request Headers

- **x-clonecloudstore-client-id** – Client ID (Required)
- **x-clonecloudstore-op-id** – Operation ID
- **Accept-Encoding** – May contain ZSTD for compression

Response Headers

- **x-clonecloudstore-op-id** – Operation ID

¹⁶ <https://www.w3.org/Protocols/rfc2616/rfc2616-sec10.html#sec10.2.1>

¹⁷ <https://www.w3.org/Protocols/rfc2616/rfc2616-sec10.html#sec10.4.1>

¹⁸ <https://www.w3.org/Protocols/rfc2616/rfc2616-sec10.html#sec10.4.2>

¹⁹ <https://www.w3.org/Protocols/rfc2616/rfc2616-sec10.html#sec10.4.4>

²⁰ <https://www.w3.org/Protocols/rfc2616/rfc2616-sec10.html#sec10.4.5>

²¹ <https://www.w3.org/Protocols/rfc2616/rfc2616-sec10.html#sec10.5.1>

- **x-clonecloudstore-module** – Module Id
- **x-clonecloudstore-id** – Id
- **x-clonecloudstore-site** – Site
- **x-clonecloudstore-bucket** – Bucket Name
- **x-clonecloudstore-name** – Object Name
- **x-clonecloudstore-creation** – Creation Date
- **x-clonecloudstore-size** – Object Size
- **x-clonecloudstore-hash** – Object Hash SHA-256
- **x-clonecloudstore-metadata** – Object Metadata
- **x-clonecloudstore-status** – Object Status
- **x-clonecloudstore-expires** – Expiration Date
- **x-clonecloudstore-op-id** – Operation ID
- **x-clonecloudstore-module** – Module Id
- **x-clonecloudstore-error** – Error Message
- **x-clonecloudstore-op-id** – Operation ID
- **x-clonecloudstore-module** – Module Id
- **x-clonecloudstore-error** – Error Message
- **x-clonecloudstore-op-id** – Operation ID
- **x-clonecloudstore-module** – Module Id
- **x-clonecloudstore-error** – Error Message
- **x-clonecloudstore-op-id** – Operation ID
- **x-clonecloudstore-module** – Module Id
- **x-clonecloudstore-error** – Error Message
- **x-clonecloudstore-op-id** – Operation ID
- **x-clonecloudstore-module** – Module Id
- **x-clonecloudstore-error** – Error Message

HEAD /ccs/internal/{bucketName}/{pathDirectoryOrObject}

Check if object or directory exist

Check if object or directory exist (fullCheck true implies check down to Storage)

Parameters

- **bucketName** (*string*) –
- **pathDirectoryOrObject** (*string*) –

Query Parameters

- **fullCheck** (*boolean*) – If True implies Storage checking

Status Codes

²² <https://www.w3.org/Protocols/rfc2616/rfc2616-sec10.html#sec10.2.1>
²³ <https://www.w3.org/Protocols/rfc2616/rfc2616-sec10.html#sec10.4.1>
²⁴ <https://www.w3.org/Protocols/rfc2616/rfc2616-sec10.html#sec10.4.2>
²⁵ <https://www.w3.org/Protocols/rfc2616/rfc2616-sec10.html#sec10.4.4>
²⁶ <https://www.w3.org/Protocols/rfc2616/rfc2616-sec10.html#sec10.4.5>
²⁷ <https://www.w3.org/Protocols/rfc2616/rfc2616-sec10.html#sec10.5.1>

- 204 No Content²⁸ – OK
- 400 Bad Request²⁹ – Bad Request
- 401 Unauthorized³⁰ – Unauthorized
- 403 Forbidden³¹ – Forbidden
- 500 Internal Server Error³² – Internal Error

Request Headers

- **x-clonecloudstore-client-id** – Client ID (Required)
- **x-clonecloudstore-op-id** – Operation ID

Response Headers

- **x-clonecloudstore-type** – Type as StorageType
- **x-clonecloudstore-op-id** – Operation ID
- **x-clonecloudstore-module** – Module Id
- **x-clonecloudstore-op-id** – Operation ID
- **x-clonecloudstore-module** – Module Id
- **x-clonecloudstore-error** – Error Message
- **x-clonecloudstore-op-id** – Operation ID
- **x-clonecloudstore-module** – Module Id
- **x-clonecloudstore-error** – Error Message
- **x-clonecloudstore-op-id** – Operation ID
- **x-clonecloudstore-module** – Module Id
- **x-clonecloudstore-error** – Error Message
- **x-clonecloudstore-op-id** – Operation ID
- **x-clonecloudstore-module** – Module Id
- **x-clonecloudstore-error** – Error Message

2.3.1.3 Public API / Bucket

GET /cloudclonestore

List all buckets in repository

List all buckets in repository

Example request:

```
GET /cloudclonestore HTTP/1.1
Host: example.com
```

Status Codes

- 200 OK³³ – OK

Example response:

²⁸ <https://www.w3.org/Protocols/rfc2616/rfc2616-sec10.html#sec10.2.5>

²⁹ <https://www.w3.org/Protocols/rfc2616/rfc2616-sec10.html#sec10.4.1>

³⁰ <https://www.w3.org/Protocols/rfc2616/rfc2616-sec10.html#sec10.4.2>

³¹ <https://www.w3.org/Protocols/rfc2616/rfc2616-sec10.html#sec10.4.4>

³² <https://www.w3.org/Protocols/rfc2616/rfc2616-sec10.html#sec10.5.1>

```
HTTP/1.1 200 OK
Content-Type: application/json

{
  "id": "string",
  "clientId": "string",
  "site": "string",
  "creation": "2024-02-21T11:27:55.203340",
  "expires": "2024-02-21T11:27:55.203340",
  "status": "UNKNOWN"
}
```

- 400 Bad Request³⁴ – Bad Request
- 401 Unauthorized³⁵ – Unauthorized
- 500 Internal Server Error³⁶ – Internal Error

Request Headers

- **x-clonecloudstore-client-id** – Client ID (Required)
- **x-clonecloudstore-op-id** – Operation ID

Response Headers

- **x-clonecloudstore-op-id** – Operation ID
- **x-clonecloudstore-module** – Module Id
- **x-clonecloudstore-op-id** – Operation ID
- **x-clonecloudstore-module** – Module Id
- **x-clonecloudstore-error** – Error Message
- **x-clonecloudstore-op-id** – Operation ID
- **x-clonecloudstore-module** – Module Id
- **x-clonecloudstore-error** – Error Message
- **x-clonecloudstore-op-id** – Operation ID
- **x-clonecloudstore-module** – Module Id
- **x-clonecloudstore-error** – Error Message

GET /cloudclonestore/{bucketName}

Get bucket metadata

Get bucket metadata

Parameters

- **bucketName** (*string*) –

Example request:

```
GET /cloudclonestore/{bucketName} HTTP/1.1
Host: example.com
```

Status Codes

- 200 OK³⁷ – OK

Example response:

³³ <https://www.w3.org/Protocols/rfc2616/rfc2616-sec10.html#sec10.2.1>

³⁴ <https://www.w3.org/Protocols/rfc2616/rfc2616-sec10.html#sec10.4.1>

³⁵ <https://www.w3.org/Protocols/rfc2616/rfc2616-sec10.html#sec10.4.2>

³⁶ <https://www.w3.org/Protocols/rfc2616/rfc2616-sec10.html#sec10.5.1>

```

HTTP/1.1 200 OK
Content-Type: application/json

{
  "id": "string",
  "clientId": "string",
  "site": "string",
  "creation": "2024-02-21T11:27:55.203340",
  "expires": "2024-02-21T11:27:55.203340",
  "status": "UNKNOWN"
}

```

- 400 Bad Request³⁸ – Bad Request
- 401 Unauthorized³⁹ – Unauthorized
- 404 Not Found⁴⁰ – Bucket not found
- 410 Gone⁴¹ – Bucket deleted
- 500 Internal Server Error⁴² – Internal Error

Request Headers

- **x-clonecloudstore-client-id** – Client ID (Required)
- **x-clonecloudstore-op-id** – Operation ID

Response Headers

- **x-clonecloudstore-op-id** – Operation ID
- **x-clonecloudstore-module** – Module Id
- **x-clonecloudstore-op-id** – Operation ID
- **x-clonecloudstore-module** – Module Id
- **x-clonecloudstore-error** – Error Message
- **x-clonecloudstore-op-id** – Operation ID
- **x-clonecloudstore-module** – Module Id
- **x-clonecloudstore-error** – Error Message
- **x-clonecloudstore-op-id** – Operation ID
- **x-clonecloudstore-module** – Module Id
- **x-clonecloudstore-error** – Error Message
- **x-clonecloudstore-op-id** – Operation ID
- **x-clonecloudstore-module** – Module Id
- **x-clonecloudstore-error** – Error Message
- **x-clonecloudstore-op-id** – Operation ID
- **x-clonecloudstore-module** – Module Id
- **x-clonecloudstore-error** – Error Message

POST /cloudclonestore/{bucketName}

Create bucket

Create bucket in storage

³⁷ <https://www.w3.org/Protocols/rfc2616/rfc2616-sec10.html#sec10.2.1>

³⁸ <https://www.w3.org/Protocols/rfc2616/rfc2616-sec10.html#sec10.4.1>

³⁹ <https://www.w3.org/Protocols/rfc2616/rfc2616-sec10.html#sec10.4.2>

⁴⁰ <https://www.w3.org/Protocols/rfc2616/rfc2616-sec10.html#sec10.4.5>

⁴¹ <https://www.w3.org/Protocols/rfc2616/rfc2616-sec10.html#sec10.4.11>

⁴² <https://www.w3.org/Protocols/rfc2616/rfc2616-sec10.html#sec10.5.1>

Parameters

- **bucketName** (*string*) –

Status Codes

- 201 Created⁴³ – Bucket created

Example response:

```
HTTP/1.1 201 Created
Content-Type: application/json

{
  "id": "string",
  "clientId": "string",
  "site": "string",
  "creation": "2024-02-21T11:27:55.203340",
  "expires": "2024-02-21T11:27:55.203340",
  "status": "UNKNOWN"
}
```

- 400 Bad Request⁴⁴ – Bad request
- 401 Unauthorized⁴⁵ – Unauthorized
- 409 Conflict⁴⁶ – Bucket already exist
- 500 Internal Server Error⁴⁷ – Internal Error

Request Headers

- **x-clonecloudstore-client-id** – Client ID (Required)
- **x-clonecloudstore-op-id** – Operation ID

Response Headers

- **x-clonecloudstore-op-id** – Operation ID
- **x-clonecloudstore-module** – Module Id
- **x-clonecloudstore-op-id** – Operation ID
- **x-clonecloudstore-module** – Module Id
- **x-clonecloudstore-error** – Error Message
- **x-clonecloudstore-op-id** – Operation ID
- **x-clonecloudstore-module** – Module Id
- **x-clonecloudstore-error** – Error Message
- **x-clonecloudstore-op-id** – Operation ID
- **x-clonecloudstore-module** – Module Id
- **x-clonecloudstore-error** – Error Message
- **x-clonecloudstore-op-id** – Operation ID
- **x-clonecloudstore-module** – Module Id
- **x-clonecloudstore-error** – Error Message

DELETE /cloudclonestore/{bucketName}

Delete bucket

Delete bucket in storage

⁴³ <https://www.w3.org/Protocols/rfc2616/rfc2616-sec10.html#sec10.2.2>

⁴⁴ <https://www.w3.org/Protocols/rfc2616/rfc2616-sec10.html#sec10.4.1>

⁴⁵ <https://www.w3.org/Protocols/rfc2616/rfc2616-sec10.html#sec10.4.2>

⁴⁶ <https://www.w3.org/Protocols/rfc2616/rfc2616-sec10.html#sec10.4.10>

⁴⁷ <https://www.w3.org/Protocols/rfc2616/rfc2616-sec10.html#sec10.5.1>

Parameters

- **bucketName** (*string*) –

Status Codes

- 204 No Content⁴⁸ – Bucket deleted
- 400 Bad Request⁴⁹ – Bad Request
- 401 Unauthorized⁵⁰ – Unauthorized
- 403 Forbidden⁵¹ – Forbidden
- 404 Not Found⁵² – Bucket not found
- 406 Not Acceptable⁵³ – Bucket found but not empty
- 410 Gone⁵⁴ – Bucket deleted
- 500 Internal Server Error⁵⁵ – Internal Error

Request Headers

- **x-clonecloudstore-client-id** – Client ID (Required)
- **x-clonecloudstore-op-id** – Operation ID

Response Headers

- **x-clonecloudstore-op-id** – Operation ID
- **x-clonecloudstore-module** – Module Id
- **x-clonecloudstore-op-id** – Operation ID
- **x-clonecloudstore-module** – Module Id
- **x-clonecloudstore-error** – Error Message
- **x-clonecloudstore-op-id** – Operation ID
- **x-clonecloudstore-module** – Module Id
- **x-clonecloudstore-error** – Error Message
- **x-clonecloudstore-op-id** – Operation ID
- **x-clonecloudstore-module** – Module Id
- **x-clonecloudstore-error** – Error Message
- **x-clonecloudstore-op-id** – Operation ID
- **x-clonecloudstore-module** – Module Id
- **x-clonecloudstore-error** – Error Message
- **x-clonecloudstore-op-id** – Operation ID
- **x-clonecloudstore-module** – Module Id
- **x-clonecloudstore-error** – Error Message
- **x-clonecloudstore-op-id** – Operation ID
- **x-clonecloudstore-module** – Module Id
- **x-clonecloudstore-error** – Error Message
- **x-clonecloudstore-op-id** – Operation ID
- **x-clonecloudstore-module** – Module Id
- **x-clonecloudstore-error** – Error Message

HEAD /cloudclonestore/{bucketName}

Check if bucket exist

Check if bucket exist and return BUCKET/NONE in header

Parameters

- **bucketName** (*string*) –

Status Codes

- 204 No Content⁵⁶ – OK
- 400 Bad Request⁵⁷ – Bad Request
- 401 Unauthorized⁵⁸ – Unauthorized
- 404 Not Found⁵⁹ – Bucket not found
- 500 Internal Server Error⁶⁰ – Internal Error

Request Headers

- **x-clonecloudstore-client-id** – Client ID (Required)
- **x-clonecloudstore-op-id** – Operation ID

Response Headers

- **x-clonecloudstore-type** – Type as StorageType
- **x-clonecloudstore-op-id** – Operation ID
- **x-clonecloudstore-module** – Module Id
- **x-clonecloudstore-op-id** – Operation ID
- **x-clonecloudstore-module** – Module Id
- **x-clonecloudstore-error** – Error Message
- **x-clonecloudstore-op-id** – Operation ID
- **x-clonecloudstore-module** – Module Id
- **x-clonecloudstore-error** – Error Message
- **x-clonecloudstore-op-id** – Operation ID
- **x-clonecloudstore-module** – Module Id
- **x-clonecloudstore-error** – Error Message
- **x-clonecloudstore-op-id** – Operation ID
- **x-clonecloudstore-module** – Module Id
- **x-clonecloudstore-error** – Error Message

⁴⁸ <https://www.w3.org/Protocols/rfc2616/rfc2616-sec10.html#sec10.2.5>

⁴⁹ <https://www.w3.org/Protocols/rfc2616/rfc2616-sec10.html#sec10.4.1>

⁵⁰ <https://www.w3.org/Protocols/rfc2616/rfc2616-sec10.html#sec10.4.2>

⁵¹ <https://www.w3.org/Protocols/rfc2616/rfc2616-sec10.html#sec10.4.4>

⁵² <https://www.w3.org/Protocols/rfc2616/rfc2616-sec10.html#sec10.4.5>

⁵³ <https://www.w3.org/Protocols/rfc2616/rfc2616-sec10.html#sec10.4.7>

⁵⁴ <https://www.w3.org/Protocols/rfc2616/rfc2616-sec10.html#sec10.4.11>

⁵⁵ <https://www.w3.org/Protocols/rfc2616/rfc2616-sec10.html#sec10.5.1>

⁵⁶ <https://www.w3.org/Protocols/rfc2616/rfc2616-sec10.html#sec10.2.5>

⁵⁷ <https://www.w3.org/Protocols/rfc2616/rfc2616-sec10.html#sec10.4.1>

⁵⁸ <https://www.w3.org/Protocols/rfc2616/rfc2616-sec10.html#sec10.4.2>

⁵⁹ <https://www.w3.org/Protocols/rfc2616/rfc2616-sec10.html#sec10.4.5>

⁶⁰ <https://www.w3.org/Protocols/rfc2616/rfc2616-sec10.html#sec10.5.1>

2.3.1.4 Public API / Directory or Object

PUT /cloudclonestore/{bucketName}

List objects from filter

List objects from filter as a Stream of Json lines

Parameters

- **bucketName** (*string*) –

Status Codes

- 200 OK⁶¹ – OK
- 400 Bad Request⁶² – Bad Request
- 401 Unauthorized⁶³ – Unauthorized
- 403 Forbidden⁶⁴ – Forbidden
- 404 Not Found⁶⁵ – Bucket not found
- 500 Internal Server Error⁶⁶ – Internal Error

Request Headers

- **x-clonecloudstore-namePrefix** – Filter based on name prefix
- **x-clonecloudstore-statuses** – Filter based on list of status
- **x-clonecloudstore-creationBefore** – Filter based on creation before
- **x-clonecloudstore-creationAfter** – Operation Filter based on creation after
- **x-clonecloudstore-expiresBefore** – Operation Filter based on expires before
- **x-clonecloudstore-expiresAfter** – Operation Filter based on expires after
- **x-clonecloudstore-sizeLT** – Operation Filter based on size less than
- **x-clonecloudstore-sizeGT** – Operation Filter based on size greater than
- **x-clonecloudstore-metadataEq** – Filter based on metadata containing
- **Accept-Encoding** –
- **x-clonecloudstore-client-id** – Client ID (Required)
- **x-clonecloudstore-op-id** – Operation ID

Response Headers

- **x-clonecloudstore-op-id** – Operation ID
- **x-clonecloudstore-module** – Module Id
- **x-clonecloudstore-op-id** – Operation ID
- **x-clonecloudstore-module** – Module Id
- **x-clonecloudstore-error** – Error Message
- **x-clonecloudstore-op-id** – Operation ID
- **x-clonecloudstore-module** – Module Id
- **x-clonecloudstore-error** – Error Message
- **x-clonecloudstore-op-id** – Operation ID
- **x-clonecloudstore-module** – Module Id
- **x-clonecloudstore-error** – Error Message
- **x-clonecloudstore-op-id** – Operation ID

- **x-clonecloudstore-module** – Module Id
- **x-clonecloudstore-error** – Error Message
- **x-clonecloudstore-op-id** – Operation ID
- **x-clonecloudstore-module** – Module Id
- **x-clonecloudstore-error** – Error Message

GET /cloudclonestore/{bucketName}/{objectName}

Get object

Get object binary with type application/octet-stream and get object metadata with type application/json

Parameters

- **bucketName** (*string*) –
- **objectName** (*string*) –

Example request:

```
GET /cloudclonestore/{bucketName}/{objectName} HTTP/1.1
Host: example.com
```

Status Codes

- 200 OK⁶⁷ – OK

Example response:

```
HTTP/1.1 200 OK
Content-Type: application/json

{
  "id": "string",
  "site": "string",
  "bucket": "string",
  "name": "string",
  "hash": "string",
  "status": "UNKNOWN",
  "creation": "2024-02-21T11:27:55.203340",
  "expires": "2024-02-21T11:27:55.203340",
  "size": 1,
  "metadata": {}
}
```

- 400 Bad Request⁶⁸ – Bad Request
- 401 Unauthorized⁶⁹ – Unauthorized
- 403 Forbidden⁷⁰ – Forbidden
- 404 Not Found⁷¹ – Object not found
- 500 Internal Server Error⁷² – Internal Error

Request Headers

- **x-clonecloudstore-client-id** – Client ID (Required)
- **x-clonecloudstore-op-id** – Operation ID
- **Accept-Encoding** – May contain ZSTD for compression

Response Headers

- **x-clonecloudstore-op-id** – Operation ID

⁶¹ <https://www.w3.org/Protocols/rfc2616/rfc2616-sec10.html#sec10.2.1>

⁶² <https://www.w3.org/Protocols/rfc2616/rfc2616-sec10.html#sec10.4.1>

⁶³ <https://www.w3.org/Protocols/rfc2616/rfc2616-sec10.html#sec10.4.2>

⁶⁴ <https://www.w3.org/Protocols/rfc2616/rfc2616-sec10.html#sec10.4.4>

⁶⁵ <https://www.w3.org/Protocols/rfc2616/rfc2616-sec10.html#sec10.4.5>

⁶⁶ <https://www.w3.org/Protocols/rfc2616/rfc2616-sec10.html#sec10.5.1>

- **x-clonecloudstore-module** – Module Id
- **x-clonecloudstore-id** – Id
- **x-clonecloudstore-site** – Site
- **x-clonecloudstore-bucket** – Bucket Name
- **x-clonecloudstore-name** – Object Name
- **x-clonecloudstore-creation** – Creation Date
- **x-clonecloudstore-size** – Object Size
- **x-clonecloudstore-hash** – Object Hash SHA-256
- **x-clonecloudstore-metadata** – Object Metadata
- **x-clonecloudstore-status** – Object Status
- **x-clonecloudstore-expires** – Expiration Date
- **x-clonecloudstore-op-id** – Operation ID
- **x-clonecloudstore-module** – Module Id
- **x-clonecloudstore-error** – Error Message
- **x-clonecloudstore-op-id** – Operation ID
- **x-clonecloudstore-module** – Module Id
- **x-clonecloudstore-error** – Error Message
- **x-clonecloudstore-op-id** – Operation ID
- **x-clonecloudstore-module** – Module Id
- **x-clonecloudstore-error** – Error Message
- **x-clonecloudstore-op-id** – Operation ID
- **x-clonecloudstore-module** – Module Id
- **x-clonecloudstore-error** – Error Message
- **x-clonecloudstore-op-id** – Operation ID
- **x-clonecloudstore-module** – Module Id
- **x-clonecloudstore-error** – Error Message

POST /cloudclonestore/{bucketName}/{objectName}

Create object

Create object

Parameters

- **bucketName** (*string*) –
- **objectName** (*string*) –

Status Codes

- 201 Created⁷³ – OK

Example response:

⁶⁷ <https://www.w3.org/Protocols/rfc2616/rfc2616-sec10.html#sec10.2.1>

⁶⁸ <https://www.w3.org/Protocols/rfc2616/rfc2616-sec10.html#sec10.4.1>

⁶⁹ <https://www.w3.org/Protocols/rfc2616/rfc2616-sec10.html#sec10.4.2>

⁷⁰ <https://www.w3.org/Protocols/rfc2616/rfc2616-sec10.html#sec10.4.4>

⁷¹ <https://www.w3.org/Protocols/rfc2616/rfc2616-sec10.html#sec10.4.5>

⁷² <https://www.w3.org/Protocols/rfc2616/rfc2616-sec10.html#sec10.5.1>

```
HTTP/1.1 201 Created
Content-Type: application/json

{
  "id": "string",
  "site": "string",
  "bucket": "string",
  "name": "string",
  "hash": "string",
  "status": "UNKNOWN",
  "creation": "2024-02-21T11:27:55.203340",
  "expires": "2024-02-21T11:27:55.203340",
  "size": 1,
  "metadata": {}
}
```

- 400 Bad Request⁷⁴ – Bad Request
- 401 Unauthorized⁷⁵ – Unauthorized
- 403 Forbidden⁷⁶ – Forbidden
- 406 Not Acceptable⁷⁷ – Object already in creation
- 409 Conflict⁷⁸ – Conflict since Object already exist or invalid
- 500 Internal Server Error⁷⁹ – Internal Error

Request Headers

- **Content-Encoding** – May contain ZSTD for compression
- **x-clonecloudstore-client-id** – Client ID (Required)
- **x-clonecloudstore-op-id** – Operation ID
- **x-clonecloudstore-bucket** – Bucket Name
- **x-clonecloudstore-name** – Object Name
- **x-clonecloudstore-size** – Object Size
- **x-clonecloudstore-hash** – Object Hash
- **x-clonecloudstore-metadata** – Object Metadata as Json from Map<String,String>
- **x-clonecloudstore-expires** – Expiration Date
- **x-clonecloudstore-id** –
- **x-clonecloudstore-site** –

Response Headers

- **x-clonecloudstore-op-id** – Operation ID
- **x-clonecloudstore-module** – Module Id
- **x-clonecloudstore-op-id** – Operation ID
- **x-clonecloudstore-module** – Module Id
- **x-clonecloudstore-error** – Error Message
- **x-clonecloudstore-op-id** – Operation ID
- **x-clonecloudstore-module** – Module Id
- **x-clonecloudstore-error** – Error Message
- **x-clonecloudstore-op-id** – Operation ID
- **x-clonecloudstore-module** – Module Id
- **x-clonecloudstore-error** – Error Message
- **x-clonecloudstore-op-id** – Operation ID

- **x-clonecloudstore-module** – Module Id
- **x-clonecloudstore-error** – Error Message
- **x-clonecloudstore-op-id** – Operation ID
- **x-clonecloudstore-module** – Module Id
- **x-clonecloudstore-error** – Error Message
- **x-clonecloudstore-op-id** – Operation ID
- **x-clonecloudstore-module** – Module Id
- **x-clonecloudstore-error** – Error Message

DELETE /cloudclonestore/{bucketName}/{objectName}

Delete object

Delete object

Parameters

- **bucketName** (*string*) –
- **objectName** (*string*) –

Status Codes

- 204 No Content⁸⁰ – OK
- 400 Bad Request⁸¹ – Bad Request
- 401 Unauthorized⁸² – Unauthorized
- 403 Forbidden⁸³ – Forbidden
- 404 Not Found⁸⁴ – Object not found
- 406 Not Acceptable⁸⁵ – Bucket is not empty
- 409 Conflict⁸⁶ – Conflict since Object status not compatible with Operation
- 410 Gone⁸⁷ – Object already deleted
- 500 Internal Server Error⁸⁸ – Internal Error

Request Headers

- **x-clonecloudstore-client-id** – Client ID (Required)
- **x-clonecloudstore-op-id** – Operation ID

Response Headers

- **x-clonecloudstore-op-id** – Operation ID
- **x-clonecloudstore-module** – Module Id
- **x-clonecloudstore-op-id** – Operation ID
- **x-clonecloudstore-module** – Module Id
- **x-clonecloudstore-error** – Error Message
- **x-clonecloudstore-op-id** – Operation ID
- **x-clonecloudstore-module** – Module Id

⁷³ <https://www.w3.org/Protocols/rfc2616/rfc2616-sec10.html#sec10.2.2>

⁷⁴ <https://www.w3.org/Protocols/rfc2616/rfc2616-sec10.html#sec10.4.1>

⁷⁵ <https://www.w3.org/Protocols/rfc2616/rfc2616-sec10.html#sec10.4.2>

⁷⁶ <https://www.w3.org/Protocols/rfc2616/rfc2616-sec10.html#sec10.4.4>

⁷⁷ <https://www.w3.org/Protocols/rfc2616/rfc2616-sec10.html#sec10.4.7>

⁷⁸ <https://www.w3.org/Protocols/rfc2616/rfc2616-sec10.html#sec10.4.10>

⁷⁹ <https://www.w3.org/Protocols/rfc2616/rfc2616-sec10.html#sec10.5.1>

- **x-clonecloudstore-error** – Error Message
- **x-clonecloudstore-op-id** – Operation ID
- **x-clonecloudstore-module** – Module Id
- **x-clonecloudstore-error** – Error Message
- **x-clonecloudstore-op-id** – Operation ID
- **x-clonecloudstore-module** – Module Id
- **x-clonecloudstore-error** – Error Message
- **x-clonecloudstore-op-id** – Operation ID
- **x-clonecloudstore-module** – Module Id
- **x-clonecloudstore-error** – Error Message
- **x-clonecloudstore-op-id** – Operation ID
- **x-clonecloudstore-module** – Module Id
- **x-clonecloudstore-error** – Error Message
- **x-clonecloudstore-op-id** – Operation ID
- **x-clonecloudstore-module** – Module Id
- **x-clonecloudstore-error** – Error Message
- **x-clonecloudstore-op-id** – Operation ID
- **x-clonecloudstore-module** – Module Id
- **x-clonecloudstore-error** – Error Message

HEAD /cloudclonestore/{bucketName}/{pathDirectoryOrObject}

Check if object or directory exist

Check if object or directory exist

Parameters

- **bucketName** (*string*) –
- **pathDirectoryOrObject** (*string*) –

Status Codes

- 204 No Content⁸⁹ – OK
- 400 Bad Request⁹⁰ – Bad Request
- 401 Unauthorized⁹¹ – Unauthorized
- 403 Forbidden⁹² – Forbidden
- 500 Internal Server Error⁹³ – Internal Error

Request Headers

- **x-clonecloudstore-client-id** – Client ID (Required)
- **x-clonecloudstore-op-id** – Operation ID

⁸⁰ <https://www.w3.org/Protocols/rfc2616/rfc2616-sec10.html#sec10.2.5>

⁸¹ <https://www.w3.org/Protocols/rfc2616/rfc2616-sec10.html#sec10.4.1>

⁸² <https://www.w3.org/Protocols/rfc2616/rfc2616-sec10.html#sec10.4.2>

⁸³ <https://www.w3.org/Protocols/rfc2616/rfc2616-sec10.html#sec10.4.4>

⁸⁴ <https://www.w3.org/Protocols/rfc2616/rfc2616-sec10.html#sec10.4.5>

⁸⁵ <https://www.w3.org/Protocols/rfc2616/rfc2616-sec10.html#sec10.4.7>

⁸⁶ <https://www.w3.org/Protocols/rfc2616/rfc2616-sec10.html#sec10.4.10>

⁸⁷ <https://www.w3.org/Protocols/rfc2616/rfc2616-sec10.html#sec10.4.11>

⁸⁸ <https://www.w3.org/Protocols/rfc2616/rfc2616-sec10.html#sec10.5.1>

Response Headers

- **x-clonecloudstore-type** – Type as StorageType
- **x-clonecloudstore-op-id** – Operation ID
- **x-clonecloudstore-module** – Module Id
- **x-clonecloudstore-op-id** – Operation ID
- **x-clonecloudstore-module** – Module Id
- **x-clonecloudstore-error** – Error Message
- **x-clonecloudstore-op-id** – Operation ID
- **x-clonecloudstore-module** – Module Id
- **x-clonecloudstore-error** – Error Message
- **x-clonecloudstore-op-id** – Operation ID
- **x-clonecloudstore-module** – Module Id
- **x-clonecloudstore-error** – Error Message
- **x-clonecloudstore-op-id** – Operation ID
- **x-clonecloudstore-module** – Module Id
- **x-clonecloudstore-error** – Error Message

2.3.2 Accessor Simple Gateway Service

2.3.2.1 Public API / Bucket

GET /cloudclonestore

List all buckets in repository

List all buckets in repository

Example request:

```
GET /cloudclonestore HTTP/1.1
Host: example.com
```

Status Codes

- 200 OK⁹⁴ – OK

Example response:

```
HTTP/1.1 200 OK
Content-Type: application/json

{
  "id": "string",
  "clientId": "string",
  "site": "string",
  "creation": "2024-02-21T11:27:55.203340",
  "expires": "2024-02-21T11:27:55.203340",
  "status": "UNKNOWN"
}
```

- 400 Bad Request⁹⁵ – Bad Request

⁸⁹ <https://www.w3.org/Protocols/rfc2616/rfc2616-sec10.html#sec10.2.5>

⁹⁰ <https://www.w3.org/Protocols/rfc2616/rfc2616-sec10.html#sec10.4.1>

⁹¹ <https://www.w3.org/Protocols/rfc2616/rfc2616-sec10.html#sec10.4.2>

⁹² <https://www.w3.org/Protocols/rfc2616/rfc2616-sec10.html#sec10.4.4>

⁹³ <https://www.w3.org/Protocols/rfc2616/rfc2616-sec10.html#sec10.5.1>

- 401 Unauthorized⁹⁶ – Unauthorized
- 500 Internal Server Error⁹⁷ – Internal Error

Request Headers

- **x-clonecloudstore-client-id** – Client ID (Required)
- **x-clonecloudstore-op-id** – Operation ID

Response Headers

- **x-clonecloudstore-op-id** – Operation ID
- **x-clonecloudstore-module** – Module Id
- **x-clonecloudstore-op-id** – Operation ID
- **x-clonecloudstore-module** – Module Id
- **x-clonecloudstore-error** – Error Message
- **x-clonecloudstore-op-id** – Operation ID
- **x-clonecloudstore-module** – Module Id
- **x-clonecloudstore-error** – Error Message
- **x-clonecloudstore-op-id** – Operation ID
- **x-clonecloudstore-module** – Module Id
- **x-clonecloudstore-error** – Error Message

GET /cloudclonestore/{bucketName}

Get bucket metadata

Get bucket metadata

Parameters

- **bucketName** (*string*) –

Example request:

```
GET /cloudclonestore/{bucketName} HTTP/1.1
Host: example.com
```

Status Codes

- 200 OK⁹⁸ – OK

Example response:

```
HTTP/1.1 200 OK
Content-Type: application/json

{
  "id": "string",
  "clientId": "string",
  "site": "string",
  "creation": "2024-02-21T11:27:55.203340",
  "expires": "2024-02-21T11:27:55.203340",
  "status": "UNKNOWN"
}
```

- 400 Bad Request⁹⁹ – Bad Request
- 401 Unauthorized¹⁰⁰ – Unauthorized

⁹⁴ <https://www.w3.org/Protocols/rfc2616/rfc2616-sec10.html#sec10.2.1>

⁹⁵ <https://www.w3.org/Protocols/rfc2616/rfc2616-sec10.html#sec10.4.1>

⁹⁶ <https://www.w3.org/Protocols/rfc2616/rfc2616-sec10.html#sec10.4.2>

⁹⁷ <https://www.w3.org/Protocols/rfc2616/rfc2616-sec10.html#sec10.5.1>

- 404 Not Found¹⁰¹ – Bucket not found
- 410 Gone¹⁰² – Bucket deleted
- 500 Internal Server Error¹⁰³ – Internal Error

Request Headers

- **x-clonecloudstore-client-id** – Client ID (Required)
- **x-clonecloudstore-op-id** – Operation ID

Response Headers

- **x-clonecloudstore-op-id** – Operation ID
- **x-clonecloudstore-module** – Module Id
- **x-clonecloudstore-op-id** – Operation ID
- **x-clonecloudstore-module** – Module Id
- **x-clonecloudstore-error** – Error Message
- **x-clonecloudstore-op-id** – Operation ID
- **x-clonecloudstore-module** – Module Id
- **x-clonecloudstore-error** – Error Message
- **x-clonecloudstore-op-id** – Operation ID
- **x-clonecloudstore-module** – Module Id
- **x-clonecloudstore-error** – Error Message
- **x-clonecloudstore-op-id** – Operation ID
- **x-clonecloudstore-module** – Module Id
- **x-clonecloudstore-error** – Error Message
- **x-clonecloudstore-op-id** – Operation ID
- **x-clonecloudstore-module** – Module Id
- **x-clonecloudstore-error** – Error Message

POST /cloudclonestore/{bucketName}

Create bucket

Create bucket in storage

Parameters

- **bucketName** (*string*) –

Status Codes

- 201 Created¹⁰⁴ – Bucket created

Example response:

⁹⁸ <https://www.w3.org/Protocols/rfc2616/rfc2616-sec10.html#sec10.2.1>

⁹⁹ <https://www.w3.org/Protocols/rfc2616/rfc2616-sec10.html#sec10.4.1>

¹⁰⁰ <https://www.w3.org/Protocols/rfc2616/rfc2616-sec10.html#sec10.4.2>

¹⁰¹ <https://www.w3.org/Protocols/rfc2616/rfc2616-sec10.html#sec10.4.5>

¹⁰² <https://www.w3.org/Protocols/rfc2616/rfc2616-sec10.html#sec10.4.11>

¹⁰³ <https://www.w3.org/Protocols/rfc2616/rfc2616-sec10.html#sec10.5.1>

```
HTTP/1.1 201 Created
Content-Type: application/json

{
  "id": "string",
  "clientId": "string",
  "site": "string",
  "creation": "2024-02-21T11:27:55.203340",
  "expires": "2024-02-21T11:27:55.203340",
  "status": "UNKNOWN"
}
```

- 400 Bad Request¹⁰⁵ – Bad request
- 401 Unauthorized¹⁰⁶ – Unauthorized
- 409 Conflict¹⁰⁷ – Bucket already exist
- 500 Internal Server Error¹⁰⁸ – Internal Error

Request Headers

- **x-clonecloudstore-client-id** – Client ID (Required)
- **x-clonecloudstore-op-id** – Operation ID

Response Headers

- **x-clonecloudstore-op-id** – Operation ID
- **x-clonecloudstore-module** – Module Id
- **x-clonecloudstore-op-id** – Operation ID
- **x-clonecloudstore-module** – Module Id
- **x-clonecloudstore-error** – Error Message
- **x-clonecloudstore-op-id** – Operation ID
- **x-clonecloudstore-module** – Module Id
- **x-clonecloudstore-error** – Error Message
- **x-clonecloudstore-op-id** – Operation ID
- **x-clonecloudstore-module** – Module Id
- **x-clonecloudstore-error** – Error Message
- **x-clonecloudstore-op-id** – Operation ID
- **x-clonecloudstore-module** – Module Id
- **x-clonecloudstore-error** – Error Message

DELETE /cloudclonestore/{bucketName}

Delete bucket

Delete bucket in storage

Parameters

- **bucketName** (*string*) –

Status Codes

- 204 No Content¹⁰⁹ – Bucket deleted
- 400 Bad Request¹¹⁰ – Bad Request

¹⁰⁴ <https://www.w3.org/Protocols/rfc2616/rfc2616-sec10.html#sec10.2.2>

¹⁰⁵ <https://www.w3.org/Protocols/rfc2616/rfc2616-sec10.html#sec10.4.1>

¹⁰⁶ <https://www.w3.org/Protocols/rfc2616/rfc2616-sec10.html#sec10.4.2>

¹⁰⁷ <https://www.w3.org/Protocols/rfc2616/rfc2616-sec10.html#sec10.4.10>

¹⁰⁸ <https://www.w3.org/Protocols/rfc2616/rfc2616-sec10.html#sec10.5.1>

- 401 Unauthorized¹¹¹ – Unauthorized
- 403 Forbidden¹¹² – Forbidden
- 404 Not Found¹¹³ – Bucket not found
- 406 Not Acceptable¹¹⁴ – Bucket found but not empty
- 410 Gone¹¹⁵ – Bucket deleted
- 500 Internal Server Error¹¹⁶ – Internal Error

Request Headers

- **x-clonecloudstore-client-id** – Client ID (Required)
- **x-clonecloudstore-op-id** – Operation ID

Response Headers

- **x-clonecloudstore-op-id** – Operation ID
- **x-clonecloudstore-module** – Module Id
- **x-clonecloudstore-op-id** – Operation ID
- **x-clonecloudstore-module** – Module Id
- **x-clonecloudstore-error** – Error Message
- **x-clonecloudstore-op-id** – Operation ID
- **x-clonecloudstore-module** – Module Id
- **x-clonecloudstore-error** – Error Message
- **x-clonecloudstore-op-id** – Operation ID
- **x-clonecloudstore-module** – Module Id
- **x-clonecloudstore-error** – Error Message
- **x-clonecloudstore-op-id** – Operation ID
- **x-clonecloudstore-module** – Module Id
- **x-clonecloudstore-error** – Error Message
- **x-clonecloudstore-op-id** – Operation ID
- **x-clonecloudstore-module** – Module Id
- **x-clonecloudstore-error** – Error Message
- **x-clonecloudstore-op-id** – Operation ID
- **x-clonecloudstore-module** – Module Id
- **x-clonecloudstore-error** – Error Message
- **x-clonecloudstore-op-id** – Operation ID
- **x-clonecloudstore-module** – Module Id
- **x-clonecloudstore-error** – Error Message

¹⁰⁹ <https://www.w3.org/Protocols/rfc2616/rfc2616-sec10.html#sec10.2.5>

¹¹⁰ <https://www.w3.org/Protocols/rfc2616/rfc2616-sec10.html#sec10.4.1>

¹¹¹ <https://www.w3.org/Protocols/rfc2616/rfc2616-sec10.html#sec10.4.2>

¹¹² <https://www.w3.org/Protocols/rfc2616/rfc2616-sec10.html#sec10.4.4>

¹¹³ <https://www.w3.org/Protocols/rfc2616/rfc2616-sec10.html#sec10.4.5>

¹¹⁴ <https://www.w3.org/Protocols/rfc2616/rfc2616-sec10.html#sec10.4.7>

¹¹⁵ <https://www.w3.org/Protocols/rfc2616/rfc2616-sec10.html#sec10.4.11>

¹¹⁶ <https://www.w3.org/Protocols/rfc2616/rfc2616-sec10.html#sec10.5.1>

HEAD /cloudclonestore/{bucketName}

Check if bucket exist

Check if bucket exist and return BUCKET/NONE in header

Parameters

- **bucketName** (*string*) –

Status Codes

- 204 No Content¹¹⁷ – OK
- 400 Bad Request¹¹⁸ – Bad Request
- 401 Unauthorized¹¹⁹ – Unauthorized
- 404 Not Found¹²⁰ – Bucket not found
- 500 Internal Server Error¹²¹ – Internal Error

Request Headers

- **x-clonecloudstore-client-id** – Client ID (Required)
- **x-clonecloudstore-op-id** – Operation ID

Response Headers

- **x-clonecloudstore-type** – Type as StorageType
- **x-clonecloudstore-op-id** – Operation ID
- **x-clonecloudstore-module** – Module Id
- **x-clonecloudstore-op-id** – Operation ID
- **x-clonecloudstore-module** – Module Id
- **x-clonecloudstore-error** – Error Message
- **x-clonecloudstore-op-id** – Operation ID
- **x-clonecloudstore-module** – Module Id
- **x-clonecloudstore-error** – Error Message
- **x-clonecloudstore-op-id** – Operation ID
- **x-clonecloudstore-module** – Module Id
- **x-clonecloudstore-error** – Error Message
- **x-clonecloudstore-op-id** – Operation ID
- **x-clonecloudstore-module** – Module Id
- **x-clonecloudstore-error** – Error Message

¹¹⁷ <https://www.w3.org/Protocols/rfc2616/rfc2616-sec10.html#sec10.2.5>

¹¹⁸ <https://www.w3.org/Protocols/rfc2616/rfc2616-sec10.html#sec10.4.1>

¹¹⁹ <https://www.w3.org/Protocols/rfc2616/rfc2616-sec10.html#sec10.4.2>

¹²⁰ <https://www.w3.org/Protocols/rfc2616/rfc2616-sec10.html#sec10.4.5>

¹²¹ <https://www.w3.org/Protocols/rfc2616/rfc2616-sec10.html#sec10.5.1>

2.3.2.2 Public API / Directory or Object

PUT /cloudclonestore/{bucketName}

List objects from filter

List objects from filter as a Stream of Json lines

Parameters

- **bucketName** (*string*) –

Example request:

```
PUT /cloudclonestore/{bucketName} HTTP/1.1
Host: example.com
Content-Type: application/json

{
  "sSL": true,
  "paramsCharset": "string",
  "expectMultipart": true,
  "ended": true
}
```

Status Codes

- 200 OK¹²² – OK
- 400 Bad Request¹²³ – Bad Request
- 401 Unauthorized¹²⁴ – Unauthorized
- 403 Forbidden¹²⁵ – Forbidden
- 404 Not Found¹²⁶ – Bucket not found
- 500 Internal Server Error¹²⁷ – Internal Error

Request Headers

- **x-clonecloudstore-namePrefix** – Filter based on name prefix
- **x-clonecloudstore-statuses** – Filter based on list of status
- **x-clonecloudstore-creationBefore** – Filter based on creation before
- **x-clonecloudstore-creationAfter** – Operation Filter based on creation after
- **x-clonecloudstore-expiresBefore** – Operation Filter based on expires before
- **x-clonecloudstore-expiresAfter** – Operation Filter based on expires after
- **x-clonecloudstore-sizeLT** – Operation Filter based on size less than
- **x-clonecloudstore-sizeGT** – Operation Filter based on size greater than
- **x-clonecloudstore-metadataEq** – Filter based on metadata containing
- **Accept-Encoding** –
- **x-clonecloudstore-client-id** – Client ID (Required)
- **x-clonecloudstore-op-id** – Operation ID

Response Headers

- **x-clonecloudstore-op-id** – Operation ID
- **x-clonecloudstore-module** – Module Id
- **x-clonecloudstore-op-id** – Operation ID
- **x-clonecloudstore-module** – Module Id
- **x-clonecloudstore-error** – Error Message

- **x-clonecloudstore-op-id** – Operation ID
- **x-clonecloudstore-module** – Module Id
- **x-clonecloudstore-error** – Error Message
- **x-clonecloudstore-op-id** – Operation ID
- **x-clonecloudstore-module** – Module Id
- **x-clonecloudstore-error** – Error Message
- **x-clonecloudstore-op-id** – Operation ID
- **x-clonecloudstore-module** – Module Id
- **x-clonecloudstore-error** – Error Message
- **x-clonecloudstore-op-id** – Operation ID
- **x-clonecloudstore-module** – Module Id
- **x-clonecloudstore-error** – Error Message

GET /cloudclonestore/{bucketName}/{objectName}

Get object

Get object binary with type application/octet-stream and get object metadata with type application/json

Parameters

- **bucketName** (*string*) –
- **objectName** (*string*) –

Example request:

```
GET /cloudclonestore/{bucketName}/{objectName} HTTP/1.1
Host: example.com
Content-Type: application/json

{
  "sSL": true,
  "paramsCharset": "string",
  "expectMultipart": true,
  "ended": true
}
```

Example request:

```
GET /cloudclonestore/{bucketName}/{objectName} HTTP/1.1
Host: example.com
```

Status Codes

- 200 OK¹²⁸ – OK

Example response:

```
HTTP/1.1 200 OK
Content-Type: application/json

{
  "id": "string",
  "site": "string",
  "bucket": "string",
  "name": "string",
}
```

(continues on next page)

¹²² <https://www.w3.org/Protocols/rfc2616/rfc2616-sec10.html#sec10.2.1>

¹²³ <https://www.w3.org/Protocols/rfc2616/rfc2616-sec10.html#sec10.4.1>

¹²⁴ <https://www.w3.org/Protocols/rfc2616/rfc2616-sec10.html#sec10.4.2>

¹²⁵ <https://www.w3.org/Protocols/rfc2616/rfc2616-sec10.html#sec10.4.4>

¹²⁶ <https://www.w3.org/Protocols/rfc2616/rfc2616-sec10.html#sec10.4.5>

¹²⁷ <https://www.w3.org/Protocols/rfc2616/rfc2616-sec10.html#sec10.5.1>

(continued from previous page)

```

"hash": "string",
"status": "UNKNOWN",
"creation": "2024-02-21T11:27:55.203340",
"expires": "2024-02-21T11:27:55.203340",
"size": 1,
"metadata": {}
}

```

- 400 Bad Request¹²⁹ – Bad Request
- 401 Unauthorized¹³⁰ – Unauthorized
- 403 Forbidden¹³¹ – Forbidden
- 404 Not Found¹³² – Object not found
- 500 Internal Server Error¹³³ – Internal Error

Request Headers

- **x-clonecloudstore-client-id** – Client ID (Required)
- **x-clonecloudstore-op-id** – Operation ID
- **Accept-Encoding** – May contain ZSTD for compression

Response Headers

- **x-clonecloudstore-op-id** – Operation ID
- **x-clonecloudstore-module** – Module Id
- **x-clonecloudstore-id** – Id
- **x-clonecloudstore-site** – Site
- **x-clonecloudstore-bucket** – Bucket Name
- **x-clonecloudstore-name** – Object Name
- **x-clonecloudstore-creation** – Creation Date
- **x-clonecloudstore-size** – Object Size
- **x-clonecloudstore-hash** – Object Hash SHA-256
- **x-clonecloudstore-metadata** – Object Metadata
- **x-clonecloudstore-status** – Object Status
- **x-clonecloudstore-expires** – Expiration Date
- **x-clonecloudstore-op-id** – Operation ID
- **x-clonecloudstore-module** – Module Id
- **x-clonecloudstore-error** – Error Message
- **x-clonecloudstore-op-id** – Operation ID
- **x-clonecloudstore-module** – Module Id
- **x-clonecloudstore-error** – Error Message
- **x-clonecloudstore-op-id** – Operation ID
- **x-clonecloudstore-module** – Module Id
- **x-clonecloudstore-error** – Error Message
- **x-clonecloudstore-op-id** – Operation ID
- **x-clonecloudstore-module** – Module Id
- **x-clonecloudstore-error** – Error Message

- **x-clonecloudstore-op-id** – Operation ID
- **x-clonecloudstore-module** – Module Id
- **x-clonecloudstore-error** – Error Message

POST /cloudclonestore/{bucketName}/{objectName}

Create object

Create object

Parameters

- **bucketName** (*string*) –
- **objectName** (*string*) –

Status Codes

- 201 Created¹³⁴ – OK

Example response:

```
HTTP/1.1 201 Created
Content-Type: application/json

{
  "id": "string",
  "site": "string",
  "bucket": "string",
  "name": "string",
  "hash": "string",
  "status": "UNKNOWN",
  "creation": "2024-02-21T11:27:55.203340",
  "expires": "2024-02-21T11:27:55.203340",
  "size": 1,
  "metadata": {}
}
```

- 400 Bad Request¹³⁵ – Bad Request
- 401 Unauthorized¹³⁶ – Unauthorized
- 403 Forbidden¹³⁷ – Forbidden
- 406 Not Acceptable¹³⁸ – Object already in creation
- 409 Conflict¹³⁹ – Conflict since Object already exist or invalid
- 500 Internal Server Error¹⁴⁰ – Internal Error

Request Headers

- **Content-Encoding** – May contain ZSTD for compression
- **x-clonecloudstore-client-id** – Client ID (Required)
- **x-clonecloudstore-op-id** – Operation ID
- **x-clonecloudstore-bucket** – Bucket Name
- **x-clonecloudstore-name** – Object Name
- **x-clonecloudstore-size** – Object Size
- **x-clonecloudstore-hash** – Object Hash
- **x-clonecloudstore-metadata** – Object Metadata as Json from Map<String,String>

¹²⁸ <https://www.w3.org/Protocols/rfc2616/rfc2616-sec10.html#sec10.2.1>

¹²⁹ <https://www.w3.org/Protocols/rfc2616/rfc2616-sec10.html#sec10.4.1>

¹³⁰ <https://www.w3.org/Protocols/rfc2616/rfc2616-sec10.html#sec10.4.2>

¹³¹ <https://www.w3.org/Protocols/rfc2616/rfc2616-sec10.html#sec10.4.4>

¹³² <https://www.w3.org/Protocols/rfc2616/rfc2616-sec10.html#sec10.4.5>

¹³³ <https://www.w3.org/Protocols/rfc2616/rfc2616-sec10.html#sec10.5.1>

- **x-clonecloudstore-expires** – Expiration Date
- **x-clonecloudstore-id** –
- **x-clonecloudstore-site** –

Response Headers

- **x-clonecloudstore-op-id** – Operation ID
- **x-clonecloudstore-module** – Module Id
- **x-clonecloudstore-op-id** – Operation ID
- **x-clonecloudstore-module** – Module Id
- **x-clonecloudstore-error** – Error Message
- **x-clonecloudstore-op-id** – Operation ID
- **x-clonecloudstore-module** – Module Id
- **x-clonecloudstore-error** – Error Message
- **x-clonecloudstore-op-id** – Operation ID
- **x-clonecloudstore-module** – Module Id
- **x-clonecloudstore-error** – Error Message
- **x-clonecloudstore-op-id** – Operation ID
- **x-clonecloudstore-module** – Module Id
- **x-clonecloudstore-error** – Error Message
- **x-clonecloudstore-op-id** – Operation ID
- **x-clonecloudstore-module** – Module Id
- **x-clonecloudstore-error** – Error Message
- **x-clonecloudstore-op-id** – Operation ID
- **x-clonecloudstore-module** – Module Id
- **x-clonecloudstore-error** – Error Message

DELETE /cloudclonestore/{bucketName}/{objectName}

Delete object

Delete object

Parameters

- **bucketName** (*string*) –
- **objectName** (*string*) –

Status Codes

- **204 No Content**¹⁴¹ – OK
- **400 Bad Request**¹⁴² – Bad Request
- **401 Unauthorized**¹⁴³ – Unauthorized
- **403 Forbidden**¹⁴⁴ – Forbidden

¹³⁴ <https://www.w3.org/Protocols/rfc2616/rfc2616-sec10.html#sec10.2.2>

¹³⁵ <https://www.w3.org/Protocols/rfc2616/rfc2616-sec10.html#sec10.4.1>

¹³⁶ <https://www.w3.org/Protocols/rfc2616/rfc2616-sec10.html#sec10.4.2>

¹³⁷ <https://www.w3.org/Protocols/rfc2616/rfc2616-sec10.html#sec10.4.4>

¹³⁸ <https://www.w3.org/Protocols/rfc2616/rfc2616-sec10.html#sec10.4.7>

¹³⁹ <https://www.w3.org/Protocols/rfc2616/rfc2616-sec10.html#sec10.4.10>

¹⁴⁰ <https://www.w3.org/Protocols/rfc2616/rfc2616-sec10.html#sec10.5.1>

- 404 Not Found¹⁴⁵ – Object not found
- 406 Not Acceptable¹⁴⁶ – Bucket is not empty
- 409 Conflict¹⁴⁷ – Conflict since Object status not compatible with Operation
- 410 Gone¹⁴⁸ – Object already deleted
- 500 Internal Server Error¹⁴⁹ – Internal Error

Request Headers

- **x-clonecloudstore-client-id** – Client ID (Required)
- **x-clonecloudstore-op-id** – Operation ID

Response Headers

- **x-clonecloudstore-op-id** – Operation ID
- **x-clonecloudstore-module** – Module Id
- **x-clonecloudstore-op-id** – Operation ID
- **x-clonecloudstore-module** – Module Id
- **x-clonecloudstore-error** – Error Message
- **x-clonecloudstore-op-id** – Operation ID
- **x-clonecloudstore-module** – Module Id
- **x-clonecloudstore-error** – Error Message
- **x-clonecloudstore-op-id** – Operation ID
- **x-clonecloudstore-module** – Module Id
- **x-clonecloudstore-error** – Error Message
- **x-clonecloudstore-op-id** – Operation ID
- **x-clonecloudstore-module** – Module Id
- **x-clonecloudstore-error** – Error Message
- **x-clonecloudstore-op-id** – Operation ID
- **x-clonecloudstore-module** – Module Id
- **x-clonecloudstore-error** – Error Message
- **x-clonecloudstore-op-id** – Operation ID
- **x-clonecloudstore-module** – Module Id
- **x-clonecloudstore-error** – Error Message
- **x-clonecloudstore-op-id** – Operation ID
- **x-clonecloudstore-module** – Module Id
- **x-clonecloudstore-error** – Error Message

HEAD /cloudclonestore/{bucketName}/{pathDirectoryOrObject}

Check if object or directory exist

Check if object or directory exist

Parameters

- **bucketName** (*string*) –
- **pathDirectoryOrObject** (*string*) –

Status Codes

- 204 No Content¹⁵⁰ – OK
- 400 Bad Request¹⁵¹ – Bad Request
- 401 Unauthorized¹⁵² – Unauthorized
- 403 Forbidden¹⁵³ – Forbidden
- 500 Internal Server Error¹⁵⁴ – Internal Error

Request Headers

- **x-clonecloudstore-client-id** – Client ID (Required)
- **x-clonecloudstore-op-id** – Operation ID

Response Headers

- **x-clonecloudstore-type** – Type as StorageType
- **x-clonecloudstore-op-id** – Operation ID
- **x-clonecloudstore-module** – Module Id
- **x-clonecloudstore-op-id** – Operation ID
- **x-clonecloudstore-module** – Module Id
- **x-clonecloudstore-error** – Error Message
- **x-clonecloudstore-op-id** – Operation ID
- **x-clonecloudstore-module** – Module Id
- **x-clonecloudstore-error** – Error Message
- **x-clonecloudstore-op-id** – Operation ID
- **x-clonecloudstore-module** – Module Id
- **x-clonecloudstore-error** – Error Message
- **x-clonecloudstore-op-id** – Operation ID
- **x-clonecloudstore-module** – Module Id
- **x-clonecloudstore-error** – Error Message

¹⁴¹ <https://www.w3.org/Protocols/rfc2616/rfc2616-sec10.html#sec10.2.5>

¹⁴² <https://www.w3.org/Protocols/rfc2616/rfc2616-sec10.html#sec10.4.1>

¹⁴³ <https://www.w3.org/Protocols/rfc2616/rfc2616-sec10.html#sec10.4.2>

¹⁴⁴ <https://www.w3.org/Protocols/rfc2616/rfc2616-sec10.html#sec10.4.4>

¹⁴⁵ <https://www.w3.org/Protocols/rfc2616/rfc2616-sec10.html#sec10.4.5>

¹⁴⁶ <https://www.w3.org/Protocols/rfc2616/rfc2616-sec10.html#sec10.4.7>

¹⁴⁷ <https://www.w3.org/Protocols/rfc2616/rfc2616-sec10.html#sec10.4.10>

¹⁴⁸ <https://www.w3.org/Protocols/rfc2616/rfc2616-sec10.html#sec10.4.11>

¹⁴⁹ <https://www.w3.org/Protocols/rfc2616/rfc2616-sec10.html#sec10.5.1>

¹⁵⁰ <https://www.w3.org/Protocols/rfc2616/rfc2616-sec10.html#sec10.2.5>

¹⁵¹ <https://www.w3.org/Protocols/rfc2616/rfc2616-sec10.html#sec10.4.1>

¹⁵² <https://www.w3.org/Protocols/rfc2616/rfc2616-sec10.html#sec10.4.2>

¹⁵³ <https://www.w3.org/Protocols/rfc2616/rfc2616-sec10.html#sec10.4.4>

¹⁵⁴ <https://www.w3.org/Protocols/rfc2616/rfc2616-sec10.html#sec10.5.1>

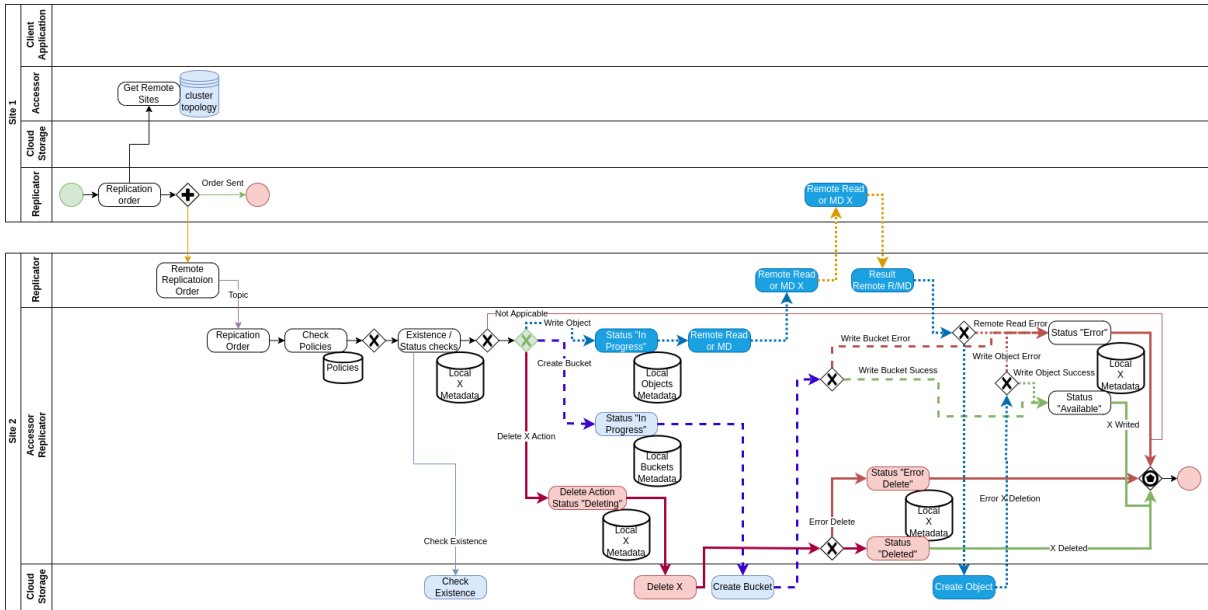


Fig. 2: Replication order

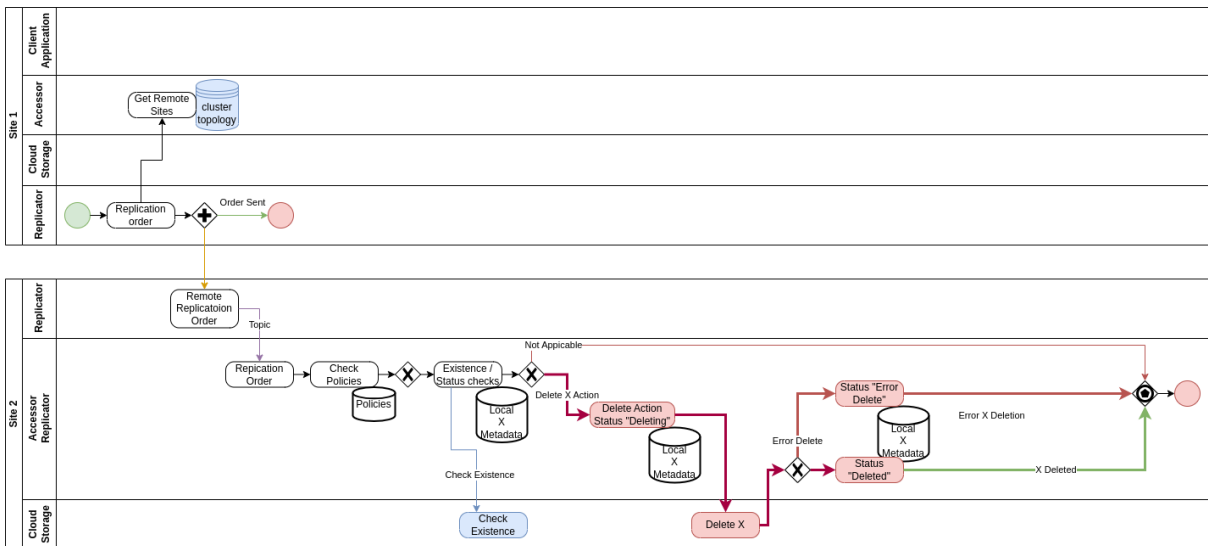


Fig. 3: Replication order for Delete

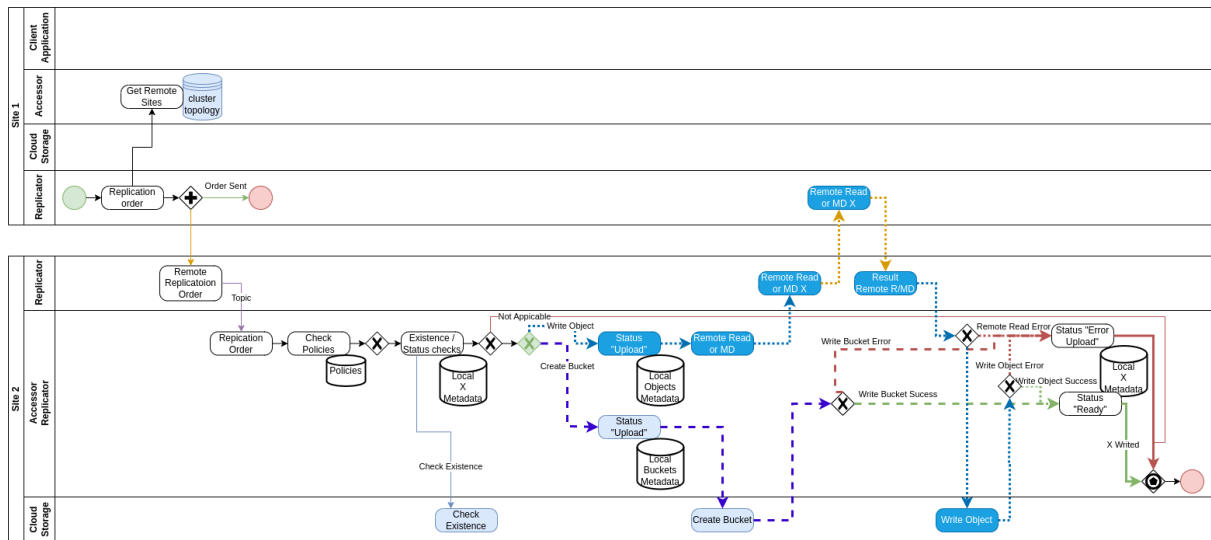


Fig. 4: Replication order for Create

3.2 Configuration

3.2.1 Various Replicator services

Both services run in the same server.

3.2.1.1 Local Replicator

It's role is to be contacted by local services to interact with remote services. - Through API for remote access, it proxies the request from Accessor Services (Accessor Public Service or Accessor Replicator Service) to the remote Replicator (remote site). - Through topic for Replication Requests, which are sent to remote replicator service through API.

So its role is to handle outgoing requests.

3.2.1.2 Remote Replicator

It's role is to handle remote requests: - Remote access through API goes to Accessor Internal Local service - Remote Replication Request are pushed into topic for Replication Actions. Those are handle then by the Accessor Replicator Local service.

So its role is to handle incoming requests.

3.2.2 application.yaml configuration

Table 1: Replicator Cloud Clone Store Client Configuration

Property/Yaml property or Environment variable	Possible Values	Default Value
quarkus.rest-client. "io.clonecloudstore. replicator.client.api. LocalReplicatorApi".url	Http(s) url of the service	
Redefining messaging.outgoing. replicator-request-out or env CCS_REQUEST_REPLICATION	mp. Name of the outgoing topic for Replication Requests	request-replication

Table 2: Replicator Cloud Clone Store Service Configuration

Property/Yaml property or Environment variable	Possible Values	Default Value
ccs.accessor.site	Name of the site	unconfigured
ccs.accessor.internal. compression	true or false, True to allow compression between services	false
Redefining outgoing.replicator-action-out or env CCS_REQUEST_ACTION	mp.messaging. Name of the outgoing topic for Action Requests	request-action
Redefining messaging.incoming. replicator-request-out / mp.messaging.outgoing. replicator-request-out or env CCS_REQUEST_REPLICATION	mp. Name of the incoming and outgoing topic for Replication Requests (if more than 1 instance, add broadcast=true to the incoming configuration)	request-replication
quarkus.rest-client."io. clonecloudstore.accessor. client.internal.api. AccessorBucketInternalApi".url	Http(s) url of the service	
quarkus.rest-client."io. clonecloudstore.accessor. client.internal.api. AccessorObjectInternalApi".url	Http(s) url of the service	
quarkus.rest-client."io. clonecloudstore.replicator. server.remote.client.api. RemoteReplicatorApi".url	Http(s) url of the remote service	
quarkus.rest-client. "io.clonecloudstore. administration.client.api. TopologyApi".url	Http(s) url of the service	

3.3 Open API

3.3.1 Replicator API /local

GET /replicator/local/buckets/{bucketName}

Get bucket metadata

Get bucket metadata through topology

Parameters

- **bucketName** (*string*) –

Example request:

```
GET /replicator/local/buckets/{bucketName} HTTP/1.1
Host: example.com
```

Status Codes

- 200 OK¹⁵⁵ – OK

Example response:

```
HTTP/1.1 200 OK
Content-Type: application/json

{
  "id": "string",
  "clientId": "string",
  "site": "string",
  "creation": "2024-02-21T11:27:55.203340",
  "expires": "2024-02-21T11:27:55.203340",
  "status": "UNKNOWN"
}
```

- 400 Bad Request¹⁵⁶ – Bad Request
- 401 Unauthorized¹⁵⁷ – Unauthorized
- 404 Not Found¹⁵⁸ – Bucket not found
- 410 Gone¹⁵⁹ – Bucket deleted
- 500 Internal Server Error¹⁶⁰ – Internal Error

Request Headers

- **x-clonecloudstore-client-id** – Client ID (Required)
- **x-clonecloudstore-op-id** – Operation ID
- **x-clonecloudstore-target-id** – Target ID

Response Headers

- **x-clonecloudstore-op-id** – Operation ID
- **x-clonecloudstore-module** – Module Id
- **x-clonecloudstore-op-id** – Operation ID
- **x-clonecloudstore-module** – Module Id
- **x-clonecloudstore-error** – Error Message
- **x-clonecloudstore-op-id** – Operation ID
- **x-clonecloudstore-module** – Module Id
- **x-clonecloudstore-error** – Error Message
- **x-clonecloudstore-op-id** – Operation ID

- **x-clonecloudstore-module** – Module Id
- **x-clonecloudstore-error** – Error Message
- **x-clonecloudstore-op-id** – Operation ID
- **x-clonecloudstore-module** – Module Id
- **x-clonecloudstore-error** – Error Message
- **x-clonecloudstore-op-id** – Operation ID
- **x-clonecloudstore-module** – Module Id
- **x-clonecloudstore-error** – Error Message

HEAD /replicator/local/buckets/{bucketName}

Check if bucket exists on a remote replicator

Loops through the topology and search for a remote replicator owning the bucket

Parameters

- **bucketName** (*string*) –

Query Parameters

- **fullCheck** (*boolean*) – If True implies Storage checking

Status Codes

- 204 No Content¹⁶¹ – OK
- 401 Unauthorized¹⁶² – Unauthorized
- 404 Not Found¹⁶³ – Bucket not found
- 500 Internal Server Error¹⁶⁴ – Internal Error

Request Headers

- **x-clonecloudstore-client-id** – Client ID (Required)
- **x-clonecloudstore-op-id** – Operation ID
- **x-clonecloudstore-target-id** – Target ID

Response Headers

- **x-clonecloudstore-type** – Type as StorageType
- **x-clonecloudstore-target-id** – Id of Remote Topology
- **x-clonecloudstore-op-id** – Operation ID
- **x-clonecloudstore-module** – Module Id
- **x-clonecloudstore-op-id** – Operation ID
- **x-clonecloudstore-module** – Module Id
- **x-clonecloudstore-error** – Error Message
- **x-clonecloudstore-op-id** – Operation ID
- **x-clonecloudstore-module** – Module Id
- **x-clonecloudstore-error** – Error Message

¹⁵⁵ <https://www.w3.org/Protocols/rfc2616/rfc2616-sec10.html#sec10.2.1>

¹⁵⁶ <https://www.w3.org/Protocols/rfc2616/rfc2616-sec10.html#sec10.4.1>

¹⁵⁷ <https://www.w3.org/Protocols/rfc2616/rfc2616-sec10.html#sec10.4.2>

¹⁵⁸ <https://www.w3.org/Protocols/rfc2616/rfc2616-sec10.html#sec10.4.5>

¹⁵⁹ <https://www.w3.org/Protocols/rfc2616/rfc2616-sec10.html#sec10.4.11>

¹⁶⁰ <https://www.w3.org/Protocols/rfc2616/rfc2616-sec10.html#sec10.5.1>

- **x-clonecloudstore-op-id** – Operation ID
- **x-clonecloudstore-module** – Module Id
- **x-clonecloudstore-error** – Error Message

GET /replicator/local/buckets/{bucketName}/{objectName}

Read Object from a remote replicator

Loops through topology and search for a remote replicator able to service the request. Open up a stream with remote replicator which reads from its local accessor

Parameters

- **bucketName** (*string*) –
- **objectName** (*string*) –

Example request:

```
GET /replicator/local/buckets/{bucketName}/{objectName} HTTP/1.1
Host: example.com
```

Status Codes

- 200 OK¹⁶⁵ – OK
- 401 Unauthorized¹⁶⁶ – Unauthorized
- 404 Not Found¹⁶⁷ – Object not found
- 500 Internal Server Error¹⁶⁸ – Internal Error

Request Headers

- **Accept-Encoding** – May contain ZSTD for compression
- **x-clonecloudstore-client-id** – Client ID (Required)
- **x-clonecloudstore-target-id** – Target ID
- **x-clonecloudstore-op-id** – Operation ID

Response Headers

- **x-clonecloudstore-id** – Id
- **x-clonecloudstore-site** – Site
- **x-clonecloudstore-bucket** – Bucket Name
- **x-clonecloudstore-name** – Object Name
- **x-clonecloudstore-creation** – Creation Date
- **x-clonecloudstore-size** – Object Size
- **x-clonecloudstore-hash** – Object Hash SHA-256
- **x-clonecloudstore-metadata** – Object Metadata
- **x-clonecloudstore-status** – Object Status
- **x-clonecloudstore-expires** – Expiration Date
- **x-clonecloudstore-op-id** – Operation ID
- **x-clonecloudstore-module** – Module Id
- **x-clonecloudstore-op-id** – Operation ID

¹⁶¹ <https://www.w3.org/Protocols/rfc2616/rfc2616-sec10.html#sec10.2.5>

¹⁶² <https://www.w3.org/Protocols/rfc2616/rfc2616-sec10.html#sec10.4.2>

¹⁶³ <https://www.w3.org/Protocols/rfc2616/rfc2616-sec10.html#sec10.4.5>

¹⁶⁴ <https://www.w3.org/Protocols/rfc2616/rfc2616-sec10.html#sec10.5.1>

- **x-clonecloudstore-module** – Module Id
- **x-clonecloudstore-error** – Error Message
- **x-clonecloudstore-op-id** – Operation ID
- **x-clonecloudstore-module** – Module Id
- **x-clonecloudstore-error** – Error Message
- **x-clonecloudstore-op-id** – Operation ID
- **x-clonecloudstore-module** – Module Id
- **x-clonecloudstore-error** – Error Message

HEAD /replicator/local/buckets/{bucketName}/{pathDirectoryOrObject}

Check if object exists on a remote replicator

Loops through the topology and search for a remote replicator owning the object

Parameters

- **bucketName** (*string*) –
- **pathDirectoryOrObject** (*string*) –

Query Parameters

- **fullCheck** (*boolean*) – If True implies Storage checking

Status Codes

- 204 No Content¹⁶⁹ – OK
- 401 Unauthorized¹⁷⁰ – Unauthorized
- 404 Not Found¹⁷¹ – Object not found
- 500 Internal Server Error¹⁷² – Internal Error

Request Headers

- **x-clonecloudstore-client-id** – Client ID (Required)
- **x-clonecloudstore-op-id** – Operation ID
- **x-clonecloudstore-target-id** – Target ID

Response Headers

- **x-clonecloudstore-type** – Type as StorageType
- **x-clonecloudstore-target-id** – Id of Remote Topology
- **x-clonecloudstore-op-id** – Operation ID
- **x-clonecloudstore-module** – Module Id
- **x-clonecloudstore-op-id** – Operation ID
- **x-clonecloudstore-module** – Module Id
- **x-clonecloudstore-error** – Error Message
- **x-clonecloudstore-op-id** – Operation ID
- **x-clonecloudstore-module** – Module Id
- **x-clonecloudstore-error** – Error Message

¹⁶⁵ <https://www.w3.org/Protocols/rfc2616/rfc2616-sec10.html#sec10.2.1>

¹⁶⁶ <https://www.w3.org/Protocols/rfc2616/rfc2616-sec10.html#sec10.4.2>

¹⁶⁷ <https://www.w3.org/Protocols/rfc2616/rfc2616-sec10.html#sec10.4.5>

¹⁶⁸ <https://www.w3.org/Protocols/rfc2616/rfc2616-sec10.html#sec10.5.1>

- **x-clonecloudstore-op-id** – Operation ID
- **x-clonecloudstore-module** – Module Id
- **x-clonecloudstore-error** – Error Message

3.3.2 Replicator API /remote

GET /replicator/remote/buckets/{bucketName}

Get bucket metadata

Get bucket metadata through topology

Parameters

- **bucketName** (*string*) –

Example request:

```
GET /replicator/remote/buckets/{bucketName} HTTP/1.1
Host: example.com
```

Status Codes

- 200 OK¹⁷³ – OK

Example response:

```
HTTP/1.1 200 OK
Content-Type: application/json

{
  "id": "string",
  "clientId": "string",
  "site": "string",
  "creation": "2024-02-21T11:27:55.203340",
  "expires": "2024-02-21T11:27:55.203340",
  "status": "UNKNOWN"
}
```

- 400 Bad Request¹⁷⁴ – Bad Request
- 401 Unauthorized¹⁷⁵ – Unauthorized
- 404 Not Found¹⁷⁶ – Bucket not found
- 410 Gone¹⁷⁷ – Bucket deleted
- 500 Internal Server Error¹⁷⁸ – Internal Error

Request Headers

- **x-clonecloudstore-client-id** – Client ID (Required)
- **x-clonecloudstore-op-id** – Operation ID

Response Headers

- **x-clonecloudstore-op-id** – Operation ID
- **x-clonecloudstore-module** – Module Id
- **x-clonecloudstore-op-id** – Operation ID
- **x-clonecloudstore-module** – Module Id
- **x-clonecloudstore-error** – Error Message

¹⁶⁹ <https://www.w3.org/Protocols/rfc2616/rfc2616-sec10.html#sec10.2.5>

¹⁷⁰ <https://www.w3.org/Protocols/rfc2616/rfc2616-sec10.html#sec10.4.2>

¹⁷¹ <https://www.w3.org/Protocols/rfc2616/rfc2616-sec10.html#sec10.4.5>

¹⁷² <https://www.w3.org/Protocols/rfc2616/rfc2616-sec10.html#sec10.5.1>

- **x-clonecloudstore-op-id** – Operation ID
- **x-clonecloudstore-module** – Module Id
- **x-clonecloudstore-error** – Error Message
- **x-clonecloudstore-op-id** – Operation ID
- **x-clonecloudstore-module** – Module Id
- **x-clonecloudstore-error** – Error Message
- **x-clonecloudstore-op-id** – Operation ID
- **x-clonecloudstore-module** – Module Id
- **x-clonecloudstore-error** – Error Message
- **x-clonecloudstore-op-id** – Operation ID
- **x-clonecloudstore-module** – Module Id
- **x-clonecloudstore-error** – Error Message

HEAD /replicator/remote/buckets/{bucketName}

Check if bucket exists on a remote replicator

Loops through the topology and search for a remote replicator owning the bucket

Parameters

- **bucketName** (*string*) –

Query Parameters

- **fullCheck** (*boolean*) – If True implies Storage checking

Status Codes

- 204 No Content¹⁷⁹ – OK
- 401 Unauthorized¹⁸⁰ – Unauthorized
- 404 Not Found¹⁸¹ – Bucket not found
- 500 Internal Server Error¹⁸² – Internal Error

Request Headers

- **x-clonecloudstore-client-id** – Client ID (Required)
- **x-clonecloudstore-op-id** –

Response Headers

- **x-clonecloudstore-type** – Type as StorageType
- **x-clonecloudstore-op-id** – Operation ID
- **x-clonecloudstore-module** – Module Id
- **x-clonecloudstore-op-id** – Operation ID
- **x-clonecloudstore-module** – Module Id
- **x-clonecloudstore-error** – Error Message
- **x-clonecloudstore-op-id** – Operation ID

¹⁷³ <https://www.w3.org/Protocols/rfc2616/rfc2616-sec10.html#sec10.2.1>

¹⁷⁴ <https://www.w3.org/Protocols/rfc2616/rfc2616-sec10.html#sec10.4.1>

¹⁷⁵ <https://www.w3.org/Protocols/rfc2616/rfc2616-sec10.html#sec10.4.2>

¹⁷⁶ <https://www.w3.org/Protocols/rfc2616/rfc2616-sec10.html#sec10.4.5>

¹⁷⁷ <https://www.w3.org/Protocols/rfc2616/rfc2616-sec10.html#sec10.4.11>

¹⁷⁸ <https://www.w3.org/Protocols/rfc2616/rfc2616-sec10.html#sec10.5.1>

- **x-clonecloudstore-module** – Module Id
- **x-clonecloudstore-error** – Error Message
- **x-clonecloudstore-op-id** – Operation ID
- **x-clonecloudstore-module** – Module Id
- **x-clonecloudstore-error** – Error Message

GET /replicator/remote/buckets/{bucketName}/{objectName}

Read Object from a remote replicator

Loops through topology and search for a remote replicator able to service the request. Open up a stream with remote replicator which reads from its local accessor

Parameters

- **bucketName** (*string*) –
- **objectName** (*string*) –

Example request:

```
GET /replicator/remote/buckets/{bucketName}/{objectName} HTTP/1.1
Host: example.com
```

Status Codes

- 200 OK¹⁸³ – OK
- 401 Unauthorized¹⁸⁴ – Unauthorized
- 403 Forbidden¹⁸⁵ – Forbidden
- 404 Not Found¹⁸⁶ – Object not found
- 500 Internal Server Error¹⁸⁷ – Internal Error

Request Headers

- **Accept-Encoding** – May contain ZSTD for compression
- **x-clonecloudstore-client-id** – Client ID (Required)
- **x-clonecloudstore-op-id** – Operation ID

Response Headers

- **x-clonecloudstore-id** – Id
- **x-clonecloudstore-site** – Site
- **x-clonecloudstore-bucket** – Bucket Name
- **x-clonecloudstore-name** – Object Name
- **x-clonecloudstore-creation** – Creation Date
- **x-clonecloudstore-size** – Object Size
- **x-clonecloudstore-hash** – Object Hash SHA-256
- **x-clonecloudstore-metadata** – Object Metadata
- **x-clonecloudstore-status** – Object Status
- **x-clonecloudstore-expires** – Expiration Date
- **x-clonecloudstore-op-id** – Operation ID

¹⁷⁹ <https://www.w3.org/Protocols/rfc2616/rfc2616-sec10.html#sec10.2.5>

¹⁸⁰ <https://www.w3.org/Protocols/rfc2616/rfc2616-sec10.html#sec10.4.2>

¹⁸¹ <https://www.w3.org/Protocols/rfc2616/rfc2616-sec10.html#sec10.4.5>

¹⁸² <https://www.w3.org/Protocols/rfc2616/rfc2616-sec10.html#sec10.5.1>

- **x-clonecloudstore-module** – Module Id
- **x-clonecloudstore-op-id** – Operation ID
- **x-clonecloudstore-module** – Module Id
- **x-clonecloudstore-error** – Error Message
- **x-clonecloudstore-op-id** – Operation ID
- **x-clonecloudstore-module** – Module Id
- **x-clonecloudstore-error** – Error Message
- **x-clonecloudstore-op-id** – Operation ID
- **x-clonecloudstore-module** – Module Id
- **x-clonecloudstore-error** – Error Message
- **x-clonecloudstore-op-id** – Operation ID
- **x-clonecloudstore-module** – Module Id
- **x-clonecloudstore-error** – Error Message

HEAD /replicator/remote/buckets/{bucketName}/{pathDirectoryOrObject}

Check if object exists on a remote replicator

Loops through the topology and search for a remote replicator owning the object

Parameters

- **bucketName** (*string*) –
- **pathDirectoryOrObject** (*string*) –

Query Parameters

- **fullCheck** (*boolean*) – If True implies Storage checking

Status Codes

- 204 No Content¹⁸⁸ – OK
- 401 Unauthorized¹⁸⁹ – Unauthorized
- 403 Forbidden¹⁹⁰ – Forbidden
- 404 Not Found¹⁹¹ – Object not found
- 500 Internal Server Error¹⁹² – Internal Error

Request Headers

- **x-clonecloudstore-client-id** – Client ID (Required)
- **x-clonecloudstore-op-id** –

Response Headers

- **x-clonecloudstore-type** – Type as StorageType
- **x-clonecloudstore-op-id** – Operation ID
- **x-clonecloudstore-module** – Module Id
- **x-clonecloudstore-op-id** – Operation ID
- **x-clonecloudstore-module** – Module Id

¹⁸³ <https://www.w3.org/Protocols/rfc2616/rfc2616-sec10.html#sec10.2.1>

¹⁸⁴ <https://www.w3.org/Protocols/rfc2616/rfc2616-sec10.html#sec10.4.2>

¹⁸⁵ <https://www.w3.org/Protocols/rfc2616/rfc2616-sec10.html#sec10.4.4>

¹⁸⁶ <https://www.w3.org/Protocols/rfc2616/rfc2616-sec10.html#sec10.4.5>

¹⁸⁷ <https://www.w3.org/Protocols/rfc2616/rfc2616-sec10.html#sec10.5.1>

- **x-clonecloudstore-error** – Error Message
- **x-clonecloudstore-op-id** – Operation ID
- **x-clonecloudstore-module** – Module Id
- **x-clonecloudstore-error** – Error Message
- **x-clonecloudstore-op-id** – Operation ID
- **x-clonecloudstore-module** – Module Id
- **x-clonecloudstore-error** – Error Message
- **x-clonecloudstore-op-id** – Operation ID
- **x-clonecloudstore-module** – Module Id
- **x-clonecloudstore-error** – Error Message

POST /replicator/remote/orders

Create order

Create replication order remotely

Example request:

```
POST /replicator/remote/orders HTTP/1.1
Host: example.com
Content-Type: application/json

{
  "opId": "string",
  "fromSite": "string",
  "toSite": "string",
  "clientId": "string",
  "bucketName": "string",
  "objectName": "string",
  "size": 1,
  "hash": "string",
  "action": "CREATE"
}
```

Status Codes

- 201 Created¹⁹³ – Order created
- 400 Bad Request¹⁹⁴ – Bad request
- 401 Unauthorized¹⁹⁵ – Unauthorized
- 409 Conflict¹⁹⁶ – Bucket already exist
- 500 Internal Server Error¹⁹⁷ – Internal Error

Response Headers

- **x-clonecloudstore-op-id** – Operation ID
- **x-clonecloudstore-module** – Module Id
- **x-clonecloudstore-op-id** – Operation ID
- **x-clonecloudstore-module** – Module Id
- **x-clonecloudstore-error** – Error Message
- **x-clonecloudstore-op-id** – Operation ID
- **x-clonecloudstore-module** – Module Id

¹⁸⁸ <https://www.w3.org/Protocols/rfc2616/rfc2616-sec10.html#sec10.2.5>

¹⁸⁹ <https://www.w3.org/Protocols/rfc2616/rfc2616-sec10.html#sec10.4.2>

¹⁹⁰ <https://www.w3.org/Protocols/rfc2616/rfc2616-sec10.html#sec10.4.4>

¹⁹¹ <https://www.w3.org/Protocols/rfc2616/rfc2616-sec10.html#sec10.4.5>

¹⁹² <https://www.w3.org/Protocols/rfc2616/rfc2616-sec10.html#sec10.5.1>

- **x-clonecloudstore-error** – Error Message
- **x-clonecloudstore-op-id** – Operation ID
- **x-clonecloudstore-module** – Module Id
- **x-clonecloudstore-error** – Error Message
- **x-clonecloudstore-op-id** – Operation ID
- **x-clonecloudstore-module** – Module Id
- **x-clonecloudstore-error** – Error Message

POST /replicator/remote/orders/multiple

Create orders

Create replication orders remotely

Example request:

```
POST /replicator/remote/orders/multiple HTTP/1.1
Host: example.com
Content-Type: application/json

[
  {
    "opId": "string",
    "fromSite": "string",
    "toSite": "string",
    "clientId": "string",
    "bucketName": "string",
    "objectName": "string",
    "size": 1,
    "hash": "string",
    "action": "CREATE"
  }
]
```

Status Codes

- 201 Created¹⁹⁸ – Order created
- 400 Bad Request¹⁹⁹ – Bad request
- 401 Unauthorized²⁰⁰ – Unauthorized
- 409 Conflict²⁰¹ – Bucket already exist
- 500 Internal Server Error²⁰² – Internal Error

Response Headers

- **x-clonecloudstore-op-id** – Operation ID
- **x-clonecloudstore-module** – Module Id
- **x-clonecloudstore-op-id** – Operation ID
- **x-clonecloudstore-module** – Module Id
- **x-clonecloudstore-error** – Error Message
- **x-clonecloudstore-op-id** – Operation ID
- **x-clonecloudstore-module** – Module Id
- **x-clonecloudstore-error** – Error Message
- **x-clonecloudstore-op-id** – Operation ID

¹⁹³ <https://www.w3.org/Protocols/rfc2616/rfc2616-sec10.html#sec10.2.2>

¹⁹⁴ <https://www.w3.org/Protocols/rfc2616/rfc2616-sec10.html#sec10.4.1>

¹⁹⁵ <https://www.w3.org/Protocols/rfc2616/rfc2616-sec10.html#sec10.4.2>

¹⁹⁶ <https://www.w3.org/Protocols/rfc2616/rfc2616-sec10.html#sec10.4.10>

¹⁹⁷ <https://www.w3.org/Protocols/rfc2616/rfc2616-sec10.html#sec10.5.1>

- **x-clonecloudstore-module** – Module Id
- **x-clonecloudstore-error** – Error Message
- **x-clonecloudstore-op-id** – Operation ID
- **x-clonecloudstore-module** – Module Id
- **x-clonecloudstore-error** – Error Message

¹⁹⁸ <https://www.w3.org/Protocols/rfc2616/rfc2616-sec10.html#sec10.2.2>

¹⁹⁹ <https://www.w3.org/Protocols/rfc2616/rfc2616-sec10.html#sec10.4.1>

²⁰⁰ <https://www.w3.org/Protocols/rfc2616/rfc2616-sec10.html#sec10.4.2>

²⁰¹ <https://www.w3.org/Protocols/rfc2616/rfc2616-sec10.html#sec10.4.10>

²⁰² <https://www.w3.org/Protocols/rfc2616/rfc2616-sec10.html#sec10.5.1>

RECONCILIATOR

4.1 BPMN for Reconciliator

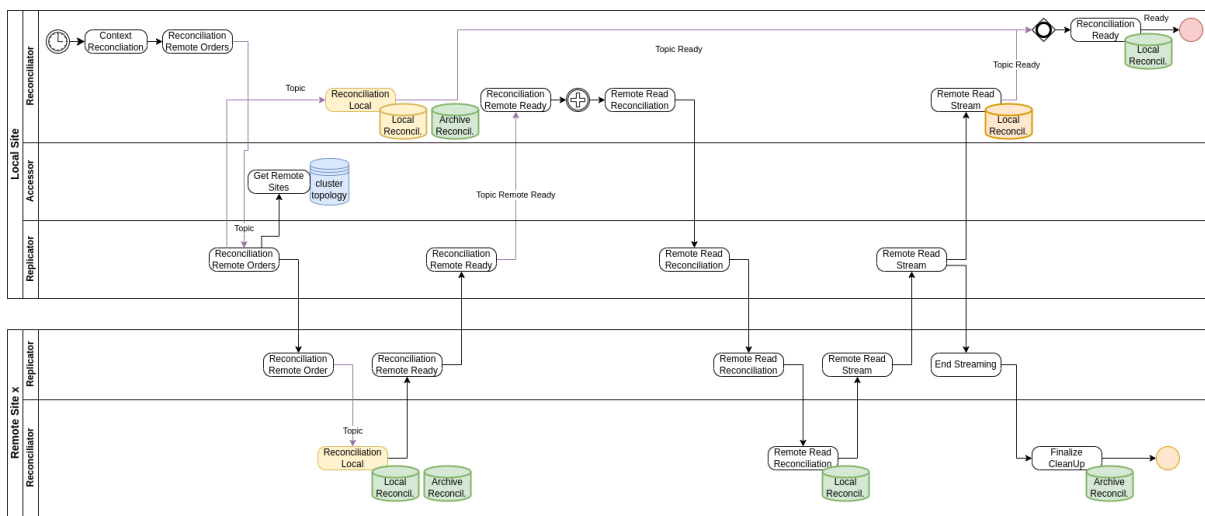


Fig. 1: Create context and Fusion local Reconciliation

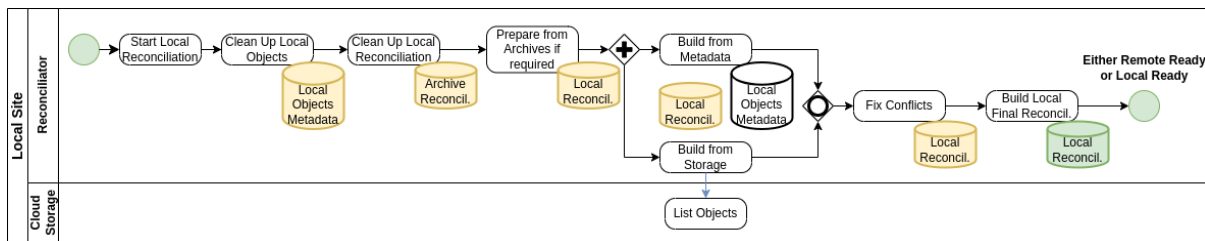


Fig. 2: Local Reconciliation

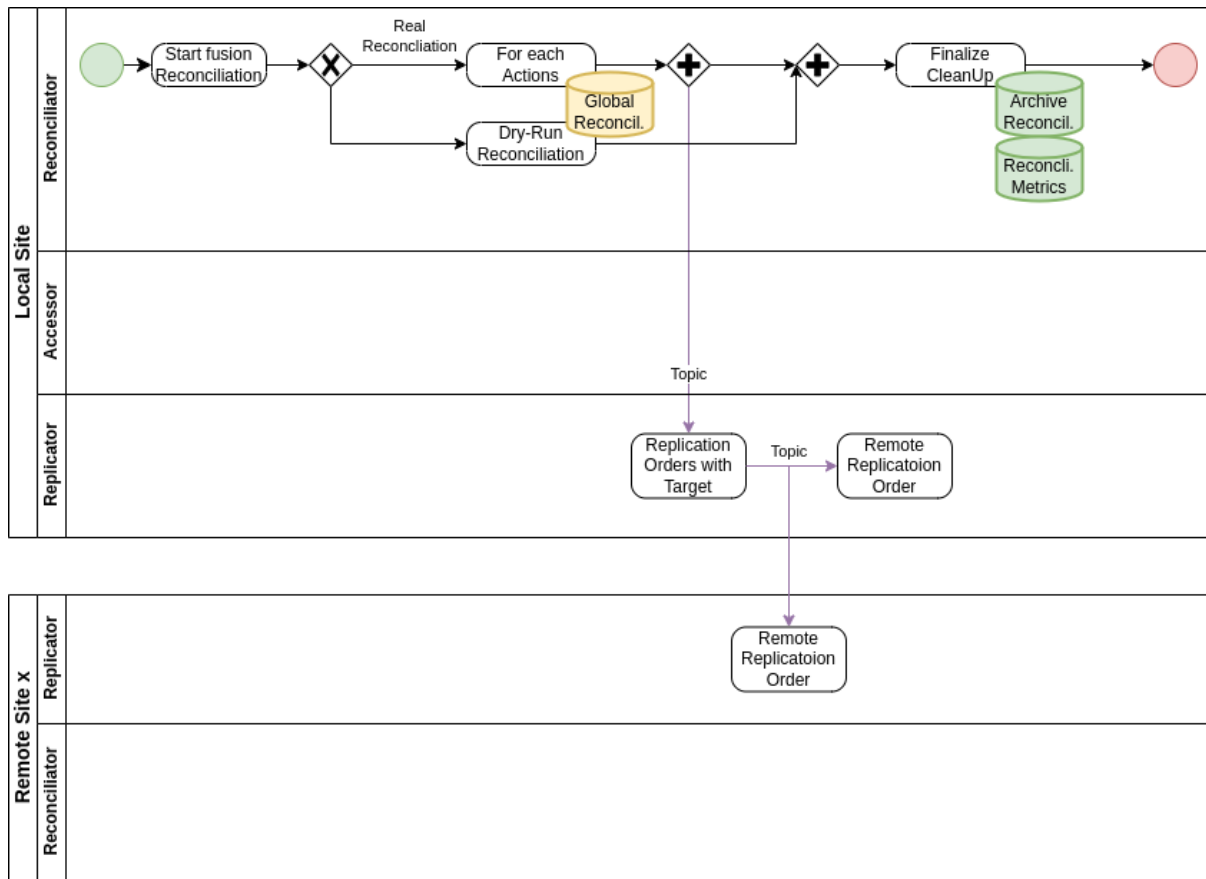


Fig. 3: Reconciliation Actions

4.2 Reconciliator’s Algorithm

Warning: Still in progress

4.2.1 Recurrent purge

From time to time, the recurrent purge is there to clean up the database:

- Purge a “Deleted” object (really deleted) once the “expiry” date is over
- Once the object reached its expiry date:
 - Possibly moving it to a dedicated Bucket for archiving with possible new Expiry date
 - If archival is enabled, only one bucket is dedicated to archival process per client
 - Archival is only valid for object with a valid Driver Object
 - Or run “Delete” operation, setting a new “Expiry” date for later on purge
 - In all case, send a message to replicate the deletion order to other sites

Those actions should not be done during reconciliation process but at least before.

Table 1: Recurrent Purge on Expired date

From	Ready	Deleted
		Once expired
Object DB		x
Object Fix		Purge (check Driver)
	Once expired	
Object DB	x	
Object Fix	Archive (Move to another Bucket if enabled and exists) or Delete	

4.2.2 Reconciliation

Local Reconciliation is in several steps:

- Clean step on Objects and Native local objects status according to Request filter
- Start a new Native local objects for Request, from previous run if any
- Snapshot: Fill or Update Native local objects according to Request filter using Objects database
- Snapshot: Fill or Update Native local objects according to Request filter using Driver contents (probable longest duration)
- Create Site Listing from Native local objects and update if necessary Objects accordingly
- Get Site Listing for remote Reconciliation site, the one that starts this reconciliation process

Optional steps for Local Reconciliation:

- Clean Native local objects if not to be kept for later use
- Once validate remotely, Clean local Site Listing if not to be kept for later use

On site where this process is started:

- Create the Request context
- Send order of local reconciliation process on each remote site and itself
- For each remote site, get the remote Site Listing to append to the local therefore global Site Listing
- Final Reconciliation step

Final Reconciliation steps:

- For all entries in Global Site Listing:
 - Compute Site Action for All sites / Partial sites context
- For all Site Actions, transfer replication order accordingly to each site, even itself
 - Sites having READY ACTION will be considered as remote source site for other sites
- Once all transferred, clean Site Actions
- Statistics update using previous steps

Then reconciliation corrections happen using standard replication order, using special status to act according to the needs:

- DELETE ACTION: will delete if possible MD and Driver or both
- UPDATE ACTION: will update Object only from remote site, Driver being ready
- UPLOAD ACTION: will update Driver (content) and possibly Object (some metadata) from remote site

4.2.2.1 Clean step

Clean step is several sub-steps: on Objects and Native local objects status according to Request filter

- All Unknown status Objects and Native local objects are removed
- Update Objects reconciliation status from UPLOAD/ERR_UPL to TO_UPDATE
- Update Objects reconciliation status from DELETING/ERR_DEL to DELETING
- Update Objects reconciliation status from READY or DELETED to respectively the same
- Purge Native local objects with status UNKNOWN, UPLOAD, ERR_UPL, DELETED or ERR_DEL

Table 2: Pre Reconciliation Purge

From	Un-known	Upload	Ready	Err Upl	Delet-ing	Deleted	Err Del	To date	Up-date
Purge Object DB	x								
Object Fix	Delete								
Purge Object DB	status	older	than	reference					
Object R Status		x		x	x		x		
		To Up-date	X	To Up-date	Delet-ing	X	Delet-ing		

Table 3: Pre Result Reconciliation Purge

From	Un-known	Upload	Ready	Err Upl	Delet-ing	Deleted	Err Del	To date	Up-date
Previous Result		x	x	x	x	x	x	x	
Fixed Result	Removed	Re-moved	x	Re-moved	x	Re-moved	Re-moved	x	

4.2.2.2 Snapshot step

Two steps are concerned:

- Fill or Update Native local objects according to Request filter using Objects database
 - If the reconciliation status is a “delete” status, the driver part is ignored
- Fill or Update Native local objects according to Request filter using Driver contents (probable longest duration)
 - Will add or update the Driver part

Table 4: Load from DB and Driver

From	Unknown	Upload	Ready	Err Upl	Deleting	Deleted	Err Del	To Update
From DB			x	x		x	x	x
From Driver			x					

4.2.2.3 Local Reconciliation step

Create Site Listing from Native local objects and update if necessary Objects accordingly:

- From Driver only, consider Object shall be READY and To Update
 - Create missing Object with existing metadata from Driver (possibly some missing)
- From Db only, consider Delete like as Deleted, and others (Object shall exist) as To Upload again
 - Update Objects accordingly
- From both, consider Delete like as To Delete, and others (Object present but not ready except READY ones) as To Update (metadata only)
 - Update Objects accordingly

Table 5: Fix LocalSite Reconciliation: Driver present, DB absent

From	Un-known	Up-load	Ready	Err Upl	Delet-ing	Deleted	Err Del	To date	Up-
Source Sites			x						
Object Fix			X (new one)					+X	
Updated Sites			Update						

Once done, the to update ones will be update from the Driver and set as Ready.

Table 6: Fix LocalSite Reconciliation: DB present, Driver absent with Available like status

From	Unknown	Upload	Ready	Err Upl	Deleting	Deleted	Err Del	To Update
Sites		x	x	x				x
Object Fix		X						+X
Fix Sites		Upload						

Table 7: Fix LocalSite Reconciliation: DB present, Driver absent with Delete like status

From	Unknown	Upload	Ready	Err Upl	Deleting	Deleted	Err Del	To Update
Sites					x	x	x	
Object Fix						X		
Fix Sites					Delete	Deleted	Delete	

Table 8: Fix LocalSite Reconciliation: DB and Driver presents with Ready like status

From	Unknown	Upload	Ready	Err Upl	Deleting	Deleted	Err Del	To Update
Object DB		x		x				x
Object Driver			x					
Object Fix			X					X
Sites Fix		Update		Update				Update
Object DB			x					
Object Driver			x					
Sites Fix			Ready					

Once done, the to update ones will be update from the Driver and set as Ready.

Table 9: Fix LocalSite Site Reconciliation: DB and Driver with Delete like status

From	Unknown	Upload	Ready	Err Upl	Deleting	Deleted	Err Del	To Update
Object DB					x	x	x	
Object Driver			x					
Object Fix					X			
Sites Fix					Delete	Delete	Delete	

4.2.2.4 Final Reconciliation step

From all remote Reconciliation site listing, Actions are sorted according to descending event dates, the latest being the primary event.

The order of actions is: DELETE > READY > UPDATE > UPLOAD

So for instance:

- latest event: DELETE like and anything else
 - => DELETE everywhere
- latest event: READY like (UPDATE/UPLOAD)
 - => UPDATE or UPLOAD from READY site(s) (potentially multiples sources)
 - Special case: if none are READY, UPDATE ones will be changed to READY
 - Special case latest event: all UPLOAD status (no READY or UPDATE)
 - These final cases are in big trouble since there is no more available correct information
 - UPLOAD cannot be fixed if there is no source at all => changed to ERROR_ACTION with no source to get ERR_UPL status

Two cases have to be checked: all sites or subset of sites are referenced for each item:

- One entry has all sites referenced: so all know about it
- One entry has a subset of all sites referenced: therefore, except for delete action where they are ignored, they should be considered as an UPLOAD action (for UPDATE, the concerned site will upgrade locally to UPLOAD since no object present)

Those 2 cases are fusion in one:

- For all Site Actions, transfer replication order accordingly to each site, even itself
 - Sites having READY/UPDATE ACTION will be considered as remote source site for other sites

Table 10: Compute Remote Site Action Reconciliation

From	DELETED	DELETE	READY	UPDATE	UPLOAD
Primary	X	X			
Other	◦	◦	◦	◦	◦
Ac-tions	DEL		DEL	DEL	DEL
Primary			X		
Other	◦	◦	1	◦	◦
Ac-tions	UPL from (1)X	UPL from (1)X		UPD from (1)X	UPL from (1)X
Primary				X	
Other	◦	◦	1	2	◦
Ac-tions	UPL from (1) <i>xor</i> from (2X)	UPL from (1) <i>xor</i> from (2X)		UPD from (1) <i>xor</i> UPG(2)	UPL from (1) <i>xor</i> from (2X)
Primary					X
Other	◦	◦	1	2	◦
Ac-tions	UPL from (1) <i>xor</i> from (2)	UPL from (1) <i>xor</i> from (2)		UPD from (1) <i>xor</i> UPG(2)	UPL from (1) <i>xor</i> from (2)
Primary					X
Other	◦	◦			3
Ac-tions	<i>invalid</i>	<i>invalid</i>	<i>in- valid</i>	<i>invalid</i>	ERROR

Warning: Transfer replication order and application not yet implemented

Table 11: Remote Site Action final Reconciliation

Object DB	UPLOAD	READY	ERR_UPL	DELET-ING	DELETE	ERR_DE	ABSENT
Actions	DELETE						
Object DB Fix	DELETED	DELETED	DELETED	DELETED	<i>invalid</i>	DELETE	<i>ignore</i>
Driver Fix	DELETE if exists						
Actions	UPDATE						
Object DB Fix	READY	If	READY	If	READY	If	<i>invalid</i> <i>invalid</i> <i>invalid</i> READY with upload
Driver Fix	Upload	if	<i>invalid</i>	Upload	if	Upload	Upload
Actions	UPLOAD						
Object DB Fix	READY	<i>invalid</i>	READY	READY	READY	READY	READY
Driver Fix	Upload	<i>invalid</i>	Upload	Upload	Upload	Upload	Upload
Actions	UPGRADE						
Object DB Fix	READY	<i>invalid</i>	READY	READY	READY	READY	READY
Driver Fix	Upload	if	needed				
Actions	ERR_UPL						
Object DB Fix	ERR_UPL	<i>invalid</i>	ERR_UPL	<i>invalid</i>	<i>invalid</i>	<i>invalid</i>	<i>invalid</i>
Driver Fix	Nothing						

4.2.3 Special Reconciliation modes

Two special cases are implemented:

- Initialization from existing object in Driver Storage while CCS was not yet used to create them
- Initialization for a new site (whatever really new one or disaster one so almost new), in order to speed up reconciliation step for this new site from an existing site

4.2.3.1 Initialization from existing Object Storage without CCS

When moving an existing application with existing Objects to Cloud Clone Store, one could use the following batch:

- From Storage Driver, initialize Objects and Buckets in database according to arguments
 - Arguments such as: bucket name, client Id to use, common specific metadata

Note that the issue right now identified is that Bucket are named using clientId within CCS. To enable such an import, a special attention should be done on this case (where bucket does not have ClientId in its final name).

All items will have READY status.

4.2.3.2 PRA reinitialization or new site initialization

When a site has a disaster (partial or full disaster) or when a new site is added to an existing multi-sites CCS configuration, there is a special batch to resume the CCS database and Cloud Storage contents.

Once the CCS is installed (or reinstalled), instead of running a standard Reconciliation, one can run this specific Reconciliation from existing (or none) status on the new/rebuild site.

- Mode empty site: no objects neither storage objects in the site to synchronize
 - This mode is optimize for “all” synchro mode with no control on destination site since nothing is there
 - ALL items will have READY Status using UPLOAD_ACTION from given existing sites
- Mode disaster recovery: objects or storage objects can exist, partially
 - This mode is optimize for “all” synchro mode with control on destination site since objects or storage objects or both can exist
 - ALL items will have READY Status using UPGRADE_ACTION from given existing sites

4.3 Configuration

Warning: Still in progress

4.3.1 Various Reconciliation services

4.3.1.1 Remote Listing

4.3.1.2 Local Reconciliation

4.3.2 application.yaml configuration

Table 12: Reconciliator Cloud Clone Store Configuration

Prop-erty/Yaml property	Possible Values	Default Value	Definition
ccs.reconciliator threads	Number of threads to use in certain steps	Current number of cores / 2, minimal being 2	Used in particular in steps where parallelism can improve efficiency for long term computations

4.4 Open API

Warning: Still in progress

4.4.1 default

HEAD /reconciliator

Status Codes

- 204 No Content²⁰³ – OK

²⁰³ <https://www.w3.org/Protocols/rfc2616/rfc2616-sec10.html#sec10.2.5>

ADMINISTRATION

5.1 BPMN for Administration

Warning: Still in progress

Among Administration services, there are:

- Topology serves the multi-sites topology for Replicator service.
- Client application identification
 - Currently not implemented, but could be based on MTLS or OIDC
 - However Ownership is implemented, based on ClientId and bucket CRUD properties
- Managing Reconciliation jobs

5.2 Configuration

Warning: Still in progress

5.2.1 Various Administration services

5.2.1.1 Topology

This service contains the topology of related Cloud Clone Store sites that are connected.

Right now, all existing declared sites (and active) are considered as part of the replication set for all buckets.

Later on, will improve this to allow replication set by buckets, such that for instance one bucket could have no linked remote site, while another one can, and not necessary all or the same than a third bucket.

5.2.1.2 Ownership

Ownership defines right to READ, WRITE or DELETE into a bucket for a client.

This allows to share bucket between clients, with the needed rights.

5.2.2 application.yaml configuration

Table 1: Topology Cloud Clone Store Client Configuration

Property/Yaml property	Possible Values
quarkus.rest-client."io.clonecloudstore.administration.client.api.TopologyApi".url	Http(s) url of the service

Table 2: Ownership Cloud Clone Store Client Configuration

Property/Yaml property	Possible Values
quarkus.rest-client."io.clonecloudstore.administration.client.api.OwnershipApi".url	Http(s) url of the service

5.3 Open API

5.3.1 Administration API / Ownership

DELETE /administration/ownerships/{bucket}

Delete an Ownership for all client for this bucket

Delete an Ownership for all client for this bucket

Parameters

- **bucket** (*string*) –

Status Codes

- 204 No Content²⁰⁴ – Successfully deleted Ownership
- 400 Bad Request²⁰⁵ – Ownership not valid
- 404 Not Found²⁰⁶ – Ownership not found
- 500 Internal Server Error²⁰⁷ – Internal server error

Response Headers

- **x-clonecloudstore-op-id** – Operation ID
- **x-clonecloudstore-module** – Module Id
- **x-clonecloudstore-op-id** – Operation ID
- **x-clonecloudstore-module** – Module Id
- **x-clonecloudstore-error** – Error Message
- **x-clonecloudstore-op-id** – Operation ID
- **x-clonecloudstore-module** – Module Id
- **x-clonecloudstore-error** – Error Message
- **x-clonecloudstore-op-id** – Operation ID

- **x-clonecloudstore-module** – Module Id
- **x-clonecloudstore-error** – Error Message

GET /administration/ownerships/{client}

Get list of ownerships

Get list of ownerships in the administration

Parameters

- **client** (*string*) –

Query Parameters

- **ownership** (*string*) –

Example request:

```
GET /administration/ownerships/{client} HTTP/1.1
Host: example.com
```

Status Codes

- **200 OK**²⁰⁸ – Successfully retrieved list of ownerships

Example response:

```
HTTP/1.1 200 OK
Content-Type: application/json

[
  {
    "client": "string",
    "bucket": "string",
    "ownership": "e"
  }
]
```

- **500 Internal Server Error**²⁰⁹ – Internal server error

Response Headers

- **x-clonecloudstore-op-id** – Operation ID
- **x-clonecloudstore-module** – Module Id
- **x-clonecloudstore-op-id** – Operation ID
- **x-clonecloudstore-module** – Module Id
- **x-clonecloudstore-error** – Error Message

GET /administration/ownerships/{client}/{bucket}

Get an Ownership

Get an Ownership

Parameters

- **bucket** (*string*) –
- **client** (*string*) –

Example request:

²⁰⁴ <https://www.w3.org/Protocols/rfc2616/rfc2616-sec10.html#sec10.2.5>
²⁰⁵ <https://www.w3.org/Protocols/rfc2616/rfc2616-sec10.html#sec10.4.1>
²⁰⁶ <https://www.w3.org/Protocols/rfc2616/rfc2616-sec10.html#sec10.4.5>
²⁰⁷ <https://www.w3.org/Protocols/rfc2616/rfc2616-sec10.html#sec10.5.1>
²⁰⁸ <https://www.w3.org/Protocols/rfc2616/rfc2616-sec10.html#sec10.2.1>
²⁰⁹ <https://www.w3.org/Protocols/rfc2616/rfc2616-sec10.html#sec10.5.1>

```
GET /administration/ownerships/{client}/{bucket} HTTP/1.1
Host: example.com
```

Status Codes

- 200 OK²¹⁰ – Successfully retrieved Ownership

Example response:

```
HTTP/1.1 200 OK
Content-Type: application/json
{
  "op-id": "1234567890"
}
```

- 400 Bad Request²¹¹ – Ownership not valid
- 404 Not Found²¹² – Ownership not found
- 500 Internal Server Error²¹³ – Internal server error

Response Headers

- **x-clonecloudstore-op-id** – Operation ID
- **x-clonecloudstore-module** – Module Id
- **x-clonecloudstore-op-id** – Operation ID
- **x-clonecloudstore-module** – Module Id
- **x-clonecloudstore-error** – Error Message
- **x-clonecloudstore-op-id** – Operation ID
- **x-clonecloudstore-module** – Module Id
- **x-clonecloudstore-error** – Error Message
- **x-clonecloudstore-op-id** – Operation ID
- **x-clonecloudstore-module** – Module Id
- **x-clonecloudstore-error** – Error Message

DELETE /administration/ownerships/{client}/{bucket}

Delete an Ownership

Delete an Ownership

Parameters

- **bucket** (*string*) –
- **client** (*string*) –

Status Codes

- 204 No Content²¹⁴ – Successfully deleted Ownership
- 400 Bad Request²¹⁵ – Ownership not valid
- 404 Not Found²¹⁶ – Ownership not found
- 500 Internal Server Error²¹⁷ – Internal server error

Response Headers

- **x-clonecloudstore-op-id** – Operation ID

²¹⁰ <https://www.w3.org/Protocols/rfc2616/rfc2616-sec10.html#sec10.2.1>

²¹¹ <https://www.w3.org/Protocols/rfc2616/rfc2616-sec10.html#sec10.4.1>

²¹² <https://www.w3.org/Protocols/rfc2616/rfc2616-sec10.html#sec10.4.5>

²¹³ <https://www.w3.org/Protocols/rfc2616/rfc2616-sec10.html#sec10.5.1>

- **x-clonecloudstore-module** – Module Id
- **x-clonecloudstore-op-id** – Operation ID
- **x-clonecloudstore-module** – Module Id
- **x-clonecloudstore-error** – Error Message
- **x-clonecloudstore-op-id** – Operation ID
- **x-clonecloudstore-module** – Module Id
- **x-clonecloudstore-error** – Error Message
- **x-clonecloudstore-op-id** – Operation ID
- **x-clonecloudstore-module** – Module Id
- **x-clonecloudstore-error** – Error Message

PUT /administration/ownerships/{client}/{bucket}/{ownership}

Update an Ownership

Update an Ownership

Parameters

- **bucket** (*string*) –
- **client** (*string*) –
- **ownership** (*string*) –

Status Codes

- 202 Accepted²¹⁸ – Successfully update Ownership
- 400 Bad Request²¹⁹ – Ownership not valid
- 404 Not Found²²⁰ – Ownership not found
- 500 Internal Server Error²²¹ – Internal server error

Response Headers

- **x-clonecloudstore-op-id** – Operation ID
- **x-clonecloudstore-module** – Module Id
- **x-clonecloudstore-op-id** – Operation ID
- **x-clonecloudstore-module** – Module Id
- **x-clonecloudstore-error** – Error Message
- **x-clonecloudstore-op-id** – Operation ID
- **x-clonecloudstore-module** – Module Id
- **x-clonecloudstore-error** – Error Message
- **x-clonecloudstore-op-id** – Operation ID
- **x-clonecloudstore-module** – Module Id
- **x-clonecloudstore-error** – Error Message

²¹⁴ <https://www.w3.org/Protocols/rfc2616/rfc2616-sec10.html#sec10.2.5>

²¹⁵ <https://www.w3.org/Protocols/rfc2616/rfc2616-sec10.html#sec10.4.1>

²¹⁶ <https://www.w3.org/Protocols/rfc2616/rfc2616-sec10.html#sec10.4.5>

²¹⁷ <https://www.w3.org/Protocols/rfc2616/rfc2616-sec10.html#sec10.5.1>

²¹⁸ <https://www.w3.org/Protocols/rfc2616/rfc2616-sec10.html#sec10.2.3>

²¹⁹ <https://www.w3.org/Protocols/rfc2616/rfc2616-sec10.html#sec10.4.1>

²²⁰ <https://www.w3.org/Protocols/rfc2616/rfc2616-sec10.html#sec10.4.5>

²²¹ <https://www.w3.org/Protocols/rfc2616/rfc2616-sec10.html#sec10.5.1>

POST /administration/ownerships/{client}/{bucket}/{ownership}

Add an Ownership

Add an Ownership

Parameters

- **bucket** (*string*) –
- **client** (*string*) –
- **ownership** (*string*) –

Status Codes

- 201 Created²²² – Successfully added ownership
- 400 Bad Request²²³ – Ownership not valid
- 500 Internal Server Error²²⁴ – Internal server error

Response Headers

- **x-clonecloudstore-op-id** – Operation ID
- **x-clonecloudstore-module** – Module Id
- **x-clonecloudstore-op-id** – Operation ID
- **x-clonecloudstore-module** – Module Id
- **x-clonecloudstore-error** – Error Message
- **x-clonecloudstore-op-id** – Operation ID
- **x-clonecloudstore-module** – Module Id
- **x-clonecloudstore-error** – Error Message

5.3.2 Administration API / Topology

GET /administration/topologies

Get list of remote sites from topology

Get list of remote sites from topology

Query Parameters

- **status** (*string*) –

Example request:

```
GET /administration/topologies HTTP/1.1
Host: example.com
```

Status Codes

- 200 OK²²⁵ – Successfully retrieved list from topology

Example response:

```
HTTP/1.1 200 OK
Content-Type: application/json

[
  {
    "id": "string",
```

(continues on next page)

²²² <https://www.w3.org/Protocols/rfc2616/rfc2616-sec10.html#sec10.2.2>

²²³ <https://www.w3.org/Protocols/rfc2616/rfc2616-sec10.html#sec10.4.1>

²²⁴ <https://www.w3.org/Protocols/rfc2616/rfc2616-sec10.html#sec10.5.1>

(continued from previous page)

```

    "name": "string",
    "uri": "string",
    "status": "UP"
  }
]

```

- 500 Internal Server Error²²⁶ – Internal server error

Response Headers

- **x-clonecloudstore-op-id** – Operation ID
- **x-clonecloudstore-module** – Module Id
- **x-clonecloudstore-op-id** – Operation ID
- **x-clonecloudstore-module** – Module Id
- **x-clonecloudstore-error** – Error Message

PUT /administration/topologies

Update a remote site into topology

Update a remote site into topology

Example request:

```

PUT /administration/topologies HTTP/1.1
Host: example.com
Content-Type: application/json

{
  "id": "string",
  "name": "string",
  "uri": "string",
  "status": "UP"
}

```

Status Codes

- 202 Accepted²²⁷ – Successfully updated remote site status
- 400 Bad Request²²⁸ – Remote site not valid
- 404 Not Found²²⁹ – Remote site not found
- 500 Internal Server Error²³⁰ – Internal server error

Response Headers

- **x-clonecloudstore-op-id** – Operation ID
- **x-clonecloudstore-module** – Module Id
- **x-clonecloudstore-op-id** – Operation ID
- **x-clonecloudstore-module** – Module Id
- **x-clonecloudstore-error** – Error Message
- **x-clonecloudstore-op-id** – Operation ID
- **x-clonecloudstore-module** – Module Id
- **x-clonecloudstore-error** – Error Message
- **x-clonecloudstore-op-id** – Operation ID
- **x-clonecloudstore-module** – Module Id
- **x-clonecloudstore-error** – Error Message

²²⁵ <https://www.w3.org/Protocols/rfc2616/rfc2616-sec10.html#sec10.2.1>

²²⁶ <https://www.w3.org/Protocols/rfc2616/rfc2616-sec10.html#sec10.5.1>

POST /administration/topologies**Add a remote site to topology**

Add a remote site to topology

Example request:

```
POST /administration/topologies HTTP/1.1
Host: example.com
Content-Type: application/json

{
  "id": "string",
  "name": "string",
  "uri": "string",
  "status": "UP"
}
```

Status Codes

- 201 Created²³¹ – Successfully added remote site
- 400 Bad Request²³² – Remote site not valid
- 500 Internal Server Error²³³ – Internal server error

Response Headers

- **x-clonecloudstore-op-id** – Operation ID
- **x-clonecloudstore-module** – Module Id
- **x-clonecloudstore-op-id** – Operation ID
- **x-clonecloudstore-module** – Module Id
- **x-clonecloudstore-error** – Error Message
- **x-clonecloudstore-op-id** – Operation ID
- **x-clonecloudstore-module** – Module Id
- **x-clonecloudstore-error** – Error Message

GET /administration/topologies/{site}**Get a remote site from topology**

Get a remote site from topology based on its site

Parameters

- **site** (*string*) –

Example request:

```
GET /administration/topologies/{site} HTTP/1.1
Host: example.com
```

Status Codes

- 200 OK²³⁴ – Successfully retrieved Remote site

Example response:²²⁷ <https://www.w3.org/Protocols/rfc2616/rfc2616-sec10.html#sec10.2.3>²²⁸ <https://www.w3.org/Protocols/rfc2616/rfc2616-sec10.html#sec10.4.1>²²⁹ <https://www.w3.org/Protocols/rfc2616/rfc2616-sec10.html#sec10.4.5>²³⁰ <https://www.w3.org/Protocols/rfc2616/rfc2616-sec10.html#sec10.5.1>²³¹ <https://www.w3.org/Protocols/rfc2616/rfc2616-sec10.html#sec10.2.2>²³² <https://www.w3.org/Protocols/rfc2616/rfc2616-sec10.html#sec10.4.1>²³³ <https://www.w3.org/Protocols/rfc2616/rfc2616-sec10.html#sec10.5.1>

```

HTTP/1.1 200 OK
Content-Type: application/json

{
  "id": "string",
  "name": "string",
  "uri": "string",
  "status": "UP"
}

```

- 400 Bad Request²³⁵ – Remote site id not valid
- 404 Not Found²³⁶ – Remote site not found
- 500 Internal Server Error²³⁷ – Internal server error

Response Headers

- **x-clonecloudstore-op-id** – Operation ID
- **x-clonecloudstore-module** – Module Id
- **x-clonecloudstore-op-id** – Operation ID
- **x-clonecloudstore-module** – Module Id
- **x-clonecloudstore-error** – Error Message
- **x-clonecloudstore-op-id** – Operation ID
- **x-clonecloudstore-module** – Module Id
- **x-clonecloudstore-error** – Error Message
- **x-clonecloudstore-op-id** – Operation ID
- **x-clonecloudstore-module** – Module Id
- **x-clonecloudstore-error** – Error Message

DELETE /administration/topologies/{site}

Delete a remote site from topology

Delete a remote site from topology

Parameters

- **site** (*string*) –

Status Codes

- 204 No Content²³⁸ – Successfully deleted Remote site
- 400 Bad Request²³⁹ – Remote site not valid
- 404 Not Found²⁴⁰ – Remote site not found
- 500 Internal Server Error²⁴¹ – Internal server error

Response Headers

- **x-clonecloudstore-op-id** – Operation ID
- **x-clonecloudstore-module** – Module Id
- **x-clonecloudstore-op-id** – Operation ID
- **x-clonecloudstore-module** – Module Id
- **x-clonecloudstore-error** – Error Message

²³⁴ <https://www.w3.org/Protocols/rfc2616/rfc2616-sec10.html#sec10.2.1>

²³⁵ <https://www.w3.org/Protocols/rfc2616/rfc2616-sec10.html#sec10.4.1>

²³⁶ <https://www.w3.org/Protocols/rfc2616/rfc2616-sec10.html#sec10.4.5>

²³⁷ <https://www.w3.org/Protocols/rfc2616/rfc2616-sec10.html#sec10.5.1>

- **x-clonecloudstore-op-id** – Operation ID
- **x-clonecloudstore-module** – Module Id
- **x-clonecloudstore-error** – Error Message
- **x-clonecloudstore-op-id** – Operation ID
- **x-clonecloudstore-module** – Module Id
- **x-clonecloudstore-error** – Error Message

²³⁸ <https://www.w3.org/Protocols/rfc2616/rfc2616-sec10.html#sec10.2.5>

²³⁹ <https://www.w3.org/Protocols/rfc2616/rfc2616-sec10.html#sec10.4.1>

²⁴⁰ <https://www.w3.org/Protocols/rfc2616/rfc2616-sec10.html#sec10.4.5>

²⁴¹ <https://www.w3.org/Protocols/rfc2616/rfc2616-sec10.html#sec10.5.1>

OBJECT STORAGE DRIVER

6.1 Driver API

The Driver API is the core of integration of multiple Object Storage solutions. Each integration must implement this interface in order to be able to add this as a plugin within Cloud Cloud Store.

6.1.1 Global logic of API

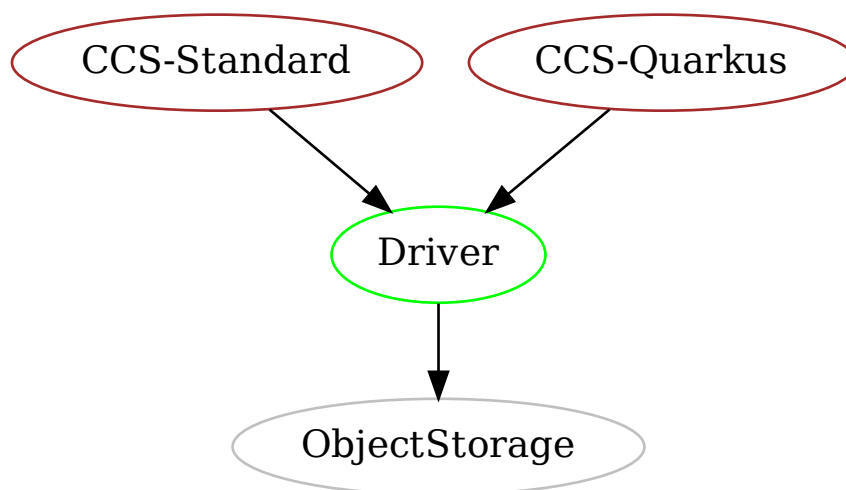


Fig. 1: Relation between Cloud Cloud Store, Driver and Object Storage

6.1.2 3 implementations

There are 3 implementations:

- S3 like support (whatever Amazon, Minio or any S3 compatible implementations)
- Azure Blob Storage support
- Google Cloud Storage support

All of these implementations respect the API of the Driver.

6.1.3 Driver API details

The DriverApiFactory might be created by explicitly create the right implementation (for instance `Arc.container().select(DriverApiFactory.class).get()`);

The DriverApi is then created through this Factory with `factory.getInstance()`.

However, each DriverApiFactory must register once configured within DriverApiRegister, such that the factory is get using `DriverApiRegister.getDriverApiFactory()`.

Note that all methods accept both String for Bucket / Object and StorageBucket / StorageObject, except `bucketCreate` and `objectPrepareCreateInBucket` since those methods need a full StorageBucket or StorageObject.

For instance: `bucketDelete(String bucket)` can be written as `bucketDelete(StorageBucket bucket)`, or `objectGetInputStreamInBucket(String bucket, String object)` as `objectGetInputStreamInBucket(StorageObject object)`

6.1.3.1 Bucket operations

Listing 1: Java API for **Buckets**

```
/**
 * Count Buckets
 */
long bucketsCount() throws DriverException;

/**
 * List Buckets
 */
Stream<StorageBucket> bucketsList() throws DriverException;
```

Listing 2: Java API for **Bucket**

```
/**
 * Create one Bucket and returns it
 *
 * @param bucket contains various information that could be implemented within Object Storage, but, except the name
 *           of the bucket, nothing is mandatory
 * @return the StorageBucket as instantiated within the Object Storage (real values)
 */
StorageBucket bucketCreate(StorageBucket bucket)
    throws DriverNotAcceptableException, DriverAlreadyExistException, DriverException;

/**
 * Delete one Bucket if it exists and is empty
 */
void bucketDelete(String bucket) throws DriverNotAcceptableException, DriverNotFoundException, DriverException;

/**
 * Check existence of Bucket
 */
boolean bucketExists(String bucket) throws DriverException;
```

6.1.3.2 Object operations

Listing 3: Java API for **Objects**

```
/**
 * Count Objects in specified Bucket
 */
long objectsCountInBucket(final String bucket) throws DriverNotFoundException, DriverException;

/**
 * Count Objects in specified Bucket with filters (all optionals)
 */
long objectsCountInBucket(String bucket, String prefix, Instant from, Instant to)
    throws DriverNotFoundException, DriverException;

/**
 * List Objects in specified Bucket.
```

(continues on next page)

(continued from previous page)

```

*/
Stream<StorageObject> objectsListInBucket(String bucket)
    throws DriverNotFoundException, DriverException;

/**
 * List Objects in specified Bucket with filters (all optionals)
 */
Stream<StorageObject> objectsListInBucket(String bucket, String prefix, Instant from, Instant to)
    throws DriverNotFoundException, DriverException;

```

Listing 4: Java API for Object

```

/**
 * Check if Directory or Object exists in specified Bucket (based on prefix)
 */
StorageType directoryOrObjectExistsInBucket(final String bucket, final String directoryOrObject)
    throws DriverException;

/**
 * First step in creation of an object within a Bucket. The InputStream is ready to be read in
 * a concurrent independent thread to be provided by the driver. Sha256 might be null or empty. Len might be 0,
 * meaning unknown.
 *
 * @param object contains various information that could be implemented within Object Storage, but, except the name
 * of the bucket and the key of the object, nothing is mandatory
 */
void objectPrepareCreateInBucket(StorageObject object, InputStream inputStream)
    throws DriverNotFoundException, DriverAlreadyExistException, DriverException;

/**
 * Second step in creation of an object within a Bucket. Sha256 might be null or empty. Reallen must not be 0.
 * This method waits for the prepare method to end and returns the final result.
 *
 * @return the StorageObject as instantiated within the Object Storage (real values)
 */
StorageObject objectFinalizeCreateInBucket(String bucket, String object, long realLen, String sha256)
    throws DriverNotFoundException, DriverAlreadyExistException, DriverException;

/**
 * Get the content of the specified Object within specified Bucket
 */
InputStream objectGetInputStreamInBucket(String bucket, String object) throws DriverNotFoundException,
    DriverException;

/**
 * Get the Object metadata from this Bucket (those available from Object Storage)
 */
StorageObject objectGetMetadataInBucket(String bucket, String object)
    throws DriverNotFoundException, DriverException;

/**
 * Delete the Object from this Bucket
 */
void objectDeleteInBucket(String bucket, String object)
    throws DriverNotAcceptableException, DriverNotFoundException, DriverException;

```

6.2 Specific Driver configurations

Warning: Note for S3 that `maxPartSizeForUnknownLength` or `driverMaxChunkSize` should be defined according to memory available and concurrent access, as each transfer (upload or download) could lead to one buffer of this size for each.

Table 1: Driver for S3 Service Configuration

Property/Yaml property	Possible Values
<code>ccs.driver.s3.host</code>	S3 Host (do not use <code>quarkus.s3.endpoint-override</code>)
<code>ccs.driver.s3.keyId</code>	S3 KeyId (do not use <code>quarkus.s3.aws.credentials.static-provider.access-key-id</code> nor <code>aws.accessKeyId</code>)
<code>ccs.driver.s3.key</code>	S3 Key (do not use <code>quarkus.s3.aws.credentials.secret-access-key</code> nor <code>aws.secretAccessKey</code>)
<code>ccs.driver.s3.region</code>	S3 Region (do not use <code>quarkus.s3.aws.region</code>)
<code>ccs.driver.s3.maxPartSize</code>	MultiPart size (minimum 5 MB, maximum 5 GB, default 256 MB)
<code>ccs.driver.s3.maxPartSizeForUnknownLength</code>	512 MB as in <code>ccs.driverMaxChunkSize</code> , MultiPart size (minimum 5 MB, maximum ~2 GB): will be used to buffer <code>InputStream</code> if length is unknown, so take care of the Memory consumption associated (512 MB, default, will limit the total <code>InputStream</code> length to 5 TB since 10K parts)

Table 2: Driver for Azure Blob Storage Service Configuration

Property/Yaml property	Possible Values
<code>quarkus.azure.storage.blob.connection-string</code>	Connection String to Azure Blob Storage (see https://docs.quarkiverse.io/quarkus-azure-services/dev/index.html)
<code>ccs.driver.azure.maxConcurrency</code>	2, Maximum concurrency in upload/download with Azure Blob Storage
<code>ccs.driver.azure.maxPartSize</code>	256 MB, MultiPart size (minimum 5 MB, maximum 4 GB, default 256 MB)
<code>ccs.driver.azure.maxPartSizeForUnknownLength</code>	512 MB as in <code>ccs.driverMaxChunkSize</code> , MultiPart size (minimum 5 MB, maximum ~2 GB): will be used to buffer <code>InputStream</code> if length is unknown (no memory impact)

Table 3: Driver for Google Cloud Storage Service Configuration

Property/Yaml property	Possible Values
<code>quarkus.google.cloud.project-id</code>	Project Id in Google Cloud (and related Authentication see https://docs.quarkiverse.io/quarkus-google-cloud-services/main/index.html)
<code>ccs.driver.google.disableGzip</code>	true, Default is to use Gzip content, but may be disabled (default: true so disabled)
<code>ccs.driver.google.maxPartSize</code>	256 MB, MultiPart size (minimum 5 MB, maximum 4 GB, default 256 MB) (Property ignored)
<code>ccs.driver.google.maxBufSize</code>	128 MB; MultiPart size (minimum 5 MB, maximum ~2 GB): will be used to buffer <code>InputStream</code> if length is unknown (no memory impact)

7.1 Modules

In order to try to keep modular as much as possible, close to an Hexagonal architecture, and to restrict as much as possible the dependencies for external applications using this solution, the following modules are proposed:

- Client side and Server side:
 - **standard**: to hold generic extensions as Guid, Multiple Actions InputStream, Zstd InputStreams, Cipher InputStream, Stream and Iterator utils or ParametersChecker with no Quarkus dependencies
 - Almost all modules depend on this one
 - **quarkus**: to hold extensions for Quarkus until native support comes to Quarkus (in particular efficient InputStream support for both POST and GET using reactive API) and to hold generic extensions as Chunked InputStream, Priority Queue, State Machine or Tea InputStream with Quarkus dependencies or the service identification for CCS
 - Almost all modules depend on this one
 - It relies on current patch Quarkus-patch-client which handles InputStream, until Quarkus fill the gap
 - **quarkus-server**: to hold extensions for Quarkus for Server part
 - It relies on current patch Quarkus-patch-client which handles InputStream, until Quarkus fill the gap
 - **database**: to hold the DB extension using Panache

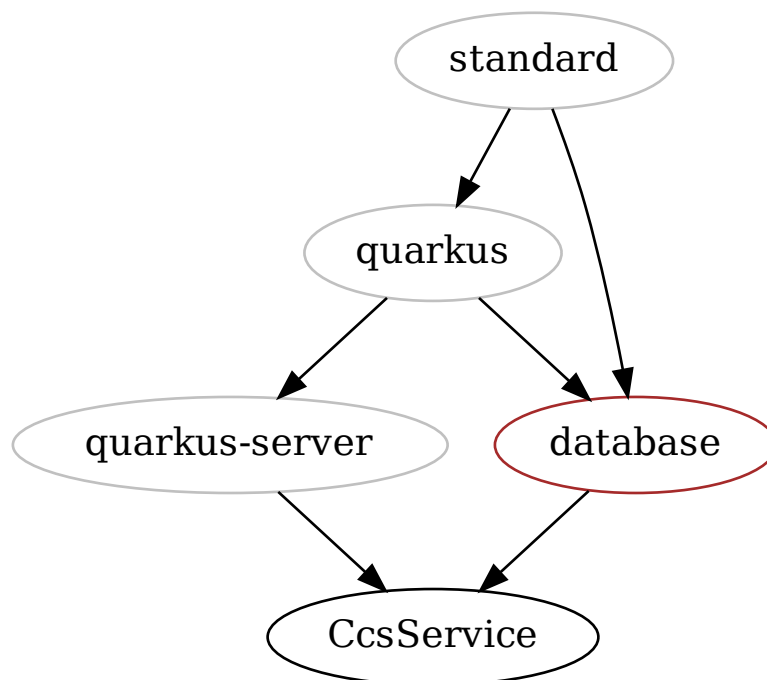


Fig. 1: Dependencies Graph for Cloud Cloud Store Common

7.2 Common Standard

Common Standard is meant for “non Quarkus” usage (does not implied Quarkus libraries), while Common Utils is meant for “Quarkus” context, relying on Common Standard too.

7.2.1 GuidLike and relative Guid

Prefer to use GUID instead of UUID since UUID are not able to be allocated without collision between several independent instances.

One proposed implementation is the **GuidLike**. It uses by default the MAC Address and the PID of the Java process, plus a tenant, the time and an internal counter.

Listing 1: Example code for **GuidLike**

```
// Create Guid simply
String guid = new GuidLike().getId();
String guid = GuidLike.getGuid(); // Equivalent
```

Those Guid could be used in particular when any unique Id is needed, for instance in database model.

For simple Uuid (not Guid), there is also the LongUuid implementation (uniqueness cannot be ensure across several JVM, neither several regions).

Listing 2: Example code for **LongUuid**

```

LongUuid uuid = new LongUuid();
// If hexa form is needed
String hexa = uuid.getId();
// If long form is needed
long id = uuid.getLong();
// or quicker
long id2 = LongUuid.getLongUuid();

```

7.2.2 BaseXx

This is simple encapsulation of other libraries to simplify usage:

Listing 3: Example code for **BaseXx**

```

final String encoded64 = BaseXx.getBase64("FBTest64P".getBytes());
final byte[] bytes64 = BaseXx.getFromBase64(encoded64);
final String encoded32 = BaseXx.getBase32("FBTest32".getBytes());
final byte[] bytes32 = BaseXx.getFromBase32(encoded32);
final String encoded16 = BaseXx.getBase16("FBTest16".getBytes());
final byte[] bytes16 = BaseXx.getFromBase16(encoded16);

```

7.2.3 Various X InputStream

- **ChunkInputStream** : From one `InputStream`, cut into sub-`InputStream` with a fix length (useful for multipart support for Object Storage for `InputStream` greater than 5 GB)
- **MultipleActionsInputStream**: Can compute one Digest from an `InputStream`, while reading it, and compress or decompress using ZSTD algorithm
- **FakeInputStream**: Only usable in test, create a fake `InputStream` for a given length with no memory impact (except one buffer) (allows to create 2 TB `InputStream` for instance). This one is placed in **ccs-test-stream** module since test only related.
- **TeeInputStream**: Used to consume twice (or more) one `InputStream`. Note that the overall speed will be the slowest consumer speed. If one consumer is closing its own `InputStream`, it will not affect the others.

Listing 4: Example code for **TeeInputStream**

```

int nbTee = x;
try (FakeInputStream fakeInputStream = new FakeInputStream(INPUTSTREAM_SIZE, (byte) 'a');
    TeeInputStream teeInputStream = new TeeInputStream(fakeInputStream, nbTee)) {
    InputStream is;
    final Future<Integer>[] total = new Future[nbTee];
    final ExecutorService executor = Executors.newFixedThreadPool(nbTee);
    for (int i = 0; i < nbTee; i++) {
        is = teeInputStream.getInputStream(i);
        final ThreadReader threadReader = new ThreadReader(i, is, size);
        total[i] = executor.submit(threadReader);
    }
    executor.shutdown();
    while (!executor.awaitTermination(10000, TimeUnit.MILLISECONDS)) {
        // Empty
    }
    for (int i = 0; i < nbTee; i++) {
        assertEquals(INPUTSTREAM_SIZE, (int) total[i].get());
    }
    // If one wants to know if any of the underlying threads raised an exception on their own InputStream
    teeInputStream.throwLastException();
    // teeInputStream.close() implicit since in Try resource
} catch (final InterruptedException | ExecutionException | IOException e) {
    LOGGER.error(e);
    fail("Should not raised an exception: " + e.getMessage());
}

```

7.2.3.1 ZstdCompressInputStream and ZstdDecompressInputStream

ZSTD (Zstandard) is a modern and efficient compression (both in time, memory and compression).

Those InputStreams allows to compress or decompress on the fly.

General usages should be that those compression / decompression

Listing 5: Example code for **ZstdCompressInputStream** and **ZstdDecompressInputStream**

```
final ZstdCompressInputStream zstdCompressInputStream = new ZstdCompressInputStream(inputStream);
// Here TrafficShaping is applied once compression is done, and before decompression, as if there were a
// trafficShaping between sending InputStream and receiving InputStream (wire handling)
final var trafficShapingInputStream = new TrafficShapingInputStream(zstdCompressInputStream, trafficShaping);
// Supposedly here: wire transfer
final ZstdDecompressInputStream zstdDecompressInputStream =
    new ZstdDecompressInputStream(trafficShapingInputStream);
int read;
while ((read = zstdDecompressInputStream.read(bytes, 0, bytes.length)) >= 0) {
    // Do something with the decompressed InpuStream
}
zstdCompressInputStream.close();
zstdDecompressInputStream.close();
```

7.2.4 ParametersChecker

Can be used for String (testing also emptiness) and for general Object. For null String only, use the special method.

It allows also some general sanity check to prevent wrong data in entry (such as CDATA or ENTITY in xml, SCRIPTS in Javascript, ; in sql parameters...). 2 special methods `checkSanityBucketName(name)` and `checkSanityObjectName(name)` are intended to ensure correctness of such names when using Object Storage.

This could be later on extended to use external library specialized in sanity check (such as the Owasp library).

I also includes a special function to fix Instant to milliseconds, instead of 1000 nanoseconds, since most of the database cannot handle more than millisecond.

7.2.5 Various Random

It could be useful (and in particular for Guid) to get random values in an efficient way or in a secure way (a bit less efficient but still efficient).

- **RandomUtil** helps to get efficient Random values
- **SystemRandomSecure** helps to get efficient and secure Random values.

7.2.6 Singleton

Utility class to get standard Singleton (empty and unmodifiable object), such as:

- Empty byte array
- Empty List
- Empty Set
- Empty Map
- Empty InputStream
- Empty OutputStream (moved to **ccs-test-stream** module since test only related)

7.2.7 SysErrLogger

In some rare case, we cannot have a Logger due to the fact the initialization is not done.

In some other case, for quality code reasons, while we do not need to log anything in a caught exception, it is useful to set a log (but we do not want an output).

This is where the SysErrLogger comes.

Listing 6: Example code for **SysErrLogger**

```
try {
    something raising an exception
} catch (final Exception ignore) {
    // This exception shall be ignored
    SysErrLogger.FAKE_LOGGER.ignoreLog(ignore);
}
// Output to SysErr without Logger
SysErrLogger.FAKE_LOGGER.syserr(NOT_EMPTY, new Exception("Fake exception"));
// Output to SysOut without Logger
SysErrLogger.FAKE_LOGGER.sysout(NOT_EMPTY);
```

7.2.8 System Properties and Quarkus Configuration

We need sometimes to get configuration (Quarkus) or System Properties statically and not through injection.

Listing 7: Example code for **SystemPropertyUtil**

```
SystemPropertyUtil.get(KEY, defaultValue);
SystemPropertyUtil.getAndSet(KEY, defaultValue);
SystemPropertyUtil.set(KEY, defaultValue);
// Quarkus Configuration
SystemPropertyUtil.getBooleanConfig(KEY)
SystemPropertyUtil.getStringConfig(KEY);
SystemPropertyUtil.getLongConfig(KEY);
SystemPropertyUtil.getBooleanConfig(KEY);
```

7.3 Common Quarkus

This module contains some class to help handling InputStream within Quarkus efficiently.

Using *Uni* was not possible for InputStream since Quarkus does not support yet correctly InputStream. A patch is submitted to enable this (see <https://github.com/quarkusio/quarkus/pull/37308>) “@Blocking” mode must be declared imperatively, which means that a new thread is used.

Two cases occur:

- Sending an InputStream to a remote REST API
- Receiving an InputStream from a remote REST API

7.3.1 Client and Server Abstract implementation for InputStream

In order to make it easier to integrate the InputStream management with back-pressure in all APIs, an abstract implementation is provide both for Client ans Server.

The full example is located in the test part of the **ccs-common-quarkus-server**.

- `io.clonecloudstore.common.quarkus.example.model` contains the definition of the model of data (In and Out).
- `io.clonecloudstore.common.quarkus.example.client` contains the **ApiClient** and its factory and the extension of different abstract needed for the client.

The abstract **ClientAbstract** defines some abstract methods that must be specified within the final client implementation, in order to include business implementation.

7.3.1.1 Client sending InputStream

Note that if several API are intended for this client to send `InputStream` (various usages), one shall specialized the answer of those abstract methods through more general `BusinessIn` and `BusinessOut` types (for instance, using multiple sub elements or using `instanceOf` check).

Listing 8: Zoom on **ClientAbstract** POST way (sending `InputStream` to server)

```
/**
 * @param context 1 for sending InputStream, -1 for receiving InputStream, or anything else
 * @return the headers map
 */
protected abstract Map<String, String> getHeadersFor(I businessIn, int context);

/**
 * @return the BusinessOut from the response content and/or headers
 */
protected abstract O getApiBusinessOutFromResponse(final Response response);
```

7.3.1.2 Client receiving InputStream

Note that if several API are intended for this client to receive `InputStream` (various usages), one shall specialized the answer of those abstract methods through more general `BusinessIn` and `BusinessOut` types (for instance, using multiple sub elements or using `instanceOf` check).

Listing 9: Zoom on **ClientAbstract** GET way (receiving `InputStream` from server)

```
/**
 * @param context 1 for sending InputStream, -1 for receiving InputStream, or anything else
 * @return the headers map
 */
protected abstract Map<String, String> getHeadersFor(I businessIn, int context);

/**
 * @return the BusinessOut from the response content and/or headers
 */
protected abstract O getApiBusinessOutFromResponse(final Response response);
```

7.3.1.3 Client definition of Service

Note that **ApiServiceInterface** is the API of the server, with specific attention on `InputStream`, using a different Java Interface than the server's one. This is due to the need to access to low level injected values such as `HttpServletRequest` and `Closer`.

Note: these declarations are not useful since the client service will never be used for those end points.

Listing 10: Example test code for **ApiServiceInterface** (client side)

```

@Path(ApiConstants.API_COLLECTIONS)
@POST
@Consumes(MediaType.APPLICATION_OCTET_STREAM)
@Produces(MediaType.APPLICATION_JSON)
Uni<Response> createObject(InputStream content,
    @DefaultValue("name") @RestHeader(ApiConstants.X_NAME) String name,
    @DefaultValue("0") @RestHeader(ApiConstants.X_LEN) long len);

@Path(ApiConstants.API_COLLECTIONS +("/{business}")
@GET
@Produces(MediaType.APPLICATION_OCTET_STREAM)
Uni<InputStream> readObject(@RestPath String business);

```

7.3.1.4 Server definition of Service

Be careful that API using `InputStream` (push or pull) are defined with the annotation `@Blocking` on server side.

Listing 11: Example test code for **ApiService** (server side)

```

@Path(API_COLLECTIONS)
@POST
@Consumes(MediaType.APPLICATION_OCTET_STREAM)
@Produces(MediaType.APPLICATION_JSON)
@Blocking
public Uni<Response> createObject(HttpServletRequest request, @Context final Closer closer,
    final InputStream inputStream,
    @DefaultValue("name") @RestHeader(X_NAME) String name,
    @DefaultValue("0") @RestHeader(X_LEN) long len) {
    ApiBusinessIn businessIn = new ApiBusinessIn();
    businessIn.name = name;
    businessIn.len = len;
    return createObject(request, closer, businessIn, businessIn.len, null, keepCompressed, inputStream);
}

@Path(API_COLLECTIONS +("/{business}")
@GET
@Produces(MediaType.APPLICATION_OCTET_STREAM)
@Blocking
public Uni<Response> readObject(@RestPath final String business,
    final HttpServletRequest request, @Context final Closer closer) {
    ApiBusinessIn businessIn = new ApiBusinessIn();
    businessIn.name = business;
    String xlen = request.getHeader(X_LEN);
    long len = LEN;
    if (ParametersChecker.isNotEmpty(xlen)) {
        len = Long.parse(xlen);
    }
    businessIn.len = len;
    return readObject(request, closer, businessIn, futureAlreadyCompressed);
}

```

- `keepInputStreamCompressed` specifies for each end point if the `InputStream` shall be kept compressed if already compressed, or uncompressed if compressed.

The Client Factory should be used as `@ApplicationScoped` in order to ensure it is always the unique one.

7.3.1.5 Client implementation

Listing 12: Example test code for **ApiClient**

```

public ApiBusinessOut postInputStream(final String name, final InputStream content,
    final long len, final boolean shallCompress, final boolean alreadyCompressed) throws CcsWithStatusException {
    ApiBusinessIn businessIn = new ApiBusinessIn();
    businessIn.name = name;
    businessIn.len = len;
    final var inputStream = prepareInputStreamToSend(content, shallCompress, alreadyCompressed, businessIn);
    final var uni = getService().createObject(name, len, inputStream);
    return getResultFromPostInputStreamUni(uni, inputStream);
}

public InputStreamBusinessOut<ApiBusinessOut> getInputStream(final String name, final long len,
    final boolean acceptCompressed, final boolean shallDecompress)

```

(continues on next page)

(continued from previous page)

```

    throws CcsWithStatusException {
    ApiBusinessIn businessIn = new ApiBusinessIn();
    businessIn.name = name;
    businessIn.len = len;
    prepareInputStreamToReceive(acceptCompressed, businessIn);
    final var uni = getService().readObject(name);
    return getInputStreamBusinessOutFromUni(acceptCompressed, shallDecompress, uni);
}

```

- shallCompress and acceptCompressed specify if the InputStream must be compressed (either in POST or GET).
- alreadyCompressed specifies if the InputStream is already compressed or not in POST.
- shallDecompress specifies if the InputStream shall be decompressed if received compressed.

7.3.1.6 Client implementation using Quarkus Service

It is possible to use native Quarkus client. (service is the injected ApiService with correct URL from quarkus.rest-client."org.acme.rest.client.ExtensionsService".url=yourUrl).

Listing 13: Example test code for **ApiClient** using service

```

public class ApiClient extends ClientAbstract<ApiBusinessIn, ApiBusinessOut, ApiServiceInterface> {
    public boolean checkName(final String name) {
        final Uni<Response> uni = getService().checkName(name);
        ApiBusinessIn businessIn = new ApiBusinessIn();
        businessIn.name = name;
        try (final Response response = exceptionMapper.handleUniResponse(uni)) {
            return name.equals(response.getHeaderString(X_NAME));
        } catch (final CcsClientGenericException | CcsServerGenericException | CcsWithStatusException e) {
            return false;
        }
    }
    ...
}

```

Some helpers are created to make it easier to handle the return status.

Listing 14: Example test code for **ExceptionMapper** helper

```

// Response format
final Uni<Response> uni = getService().checkName(name);
try (final Response response = exceptionMapper.handleUniResponse(uni)) {
    // OK
} catch (final CcsClientGenericException | CcsServerGenericException | CcsWithStatusException e) {
    // Handle exception
}

// DTO format
final var uni = getService().getObjectMetadata(name);
return (ApiBusinessOut) exceptionMapper.handleUniObject(this, uni);

```

Note that if a Factory is going to be used for several targets, the factory is then not correctly initialized with the right URI. Therefore the following example shall be followed:

Listing 15: Example code for **ApiClientFactory** and **ApiClient** with multiple targets

```
// Still get the Factory using @Inject
@Inject
ApiClientFactory factory;

// Then in method where the client is needed for a particular URI
try (final ApiClient apiClient = factory.newClient(uri)) {
    // This method is synchronized on Factory to prevent wrong setup
    // (getUri() will return the right URI at construction but not guaranteed later on)
}
```

7.3.1.7 Server implementation

- `io.clonecloudstore.common.quarkus.server` contains the `StreamHandlerAbstract`, the `StreamServiceAbstract` and some filters implementations for the server.

With those abstracts, the code needed is shortest and allow to be extended to any API and usages.

The abstract **StreamServiceAbstract** defines abstract methods, as **StreamHandlerAbstract**, that must be specified within the final client implementation, in order to include business implementation.

Listing 16: Zoom on abstract methods in **StreamHandlerAbstract** helper for `InputStream` received by the server

```
/**
 * @return True if the digest is to be computed on the fly
 */
protected abstract boolean checkDigestToCumpute(I businessIn);

/**
 * Check if the request for POST is valid, and if so, adapt the given MultipleActionsInputStream that will
 * be used to consume the original InputStream.
 * The implementation shall use the business logic to check the validity for this InputStream reception
 * (from client to server) and, if valid, use the MultipleActionsInputStream, either as is or as a standard InputStream.
 * (example: check through Object Storage that object does not exist yet, and if so
 * add the consumption of the stream for the Object Storage object creation).
 * Note that the stream might be kept compressed if keepInputStreamCompressed was specified at construction.
 */
protected abstract void checkPushAble(I businessIn, MultipleActionsInputStream inputStream)
    throws CcsClientGenericException, CcsServerGenericException;

/**
 * Returns a BusinessOut in case of POST (receiving InputStream on server side).
 * The implementation shall use the business logic to get the right
 * BusinessOut object to return.
 * (example: getting the StorageObject object, including the computed or given Hash)
 *
 * @param businessIn businessIn as passed in constructor
 * @param finalHash the final Hash if computed on the fly, or the original given one
 * @param size the real size read (from received stream, could be compressed size if decompression is off at
 * construction)
 */
protected abstract 0 getAnswerPushInputStream(I businessIn, String finalHash, long size)
    throws CcsClientGenericException, CcsServerGenericException;

/**
 * Returns a Map for Headers response in case of POST (receiving InputStream on server side).
 * (example: headers for object name, object size, ...)
 *
 * @param businessIn businessIn as passed in constructor
 * @param finalHash the final Hash if computed on the fly, or the original given one
 * @param size the real size read
 * @param businessOut previously constructed from getAnswerPushInputStream
 */
protected abstract Map<String, String> getHeaderPushInputStream(I businessIn, String finalHash, long size,
    0 businessOut)
    throws CcsClientGenericException, CcsServerGenericException;
```



Fig. 2: Illustration of network steps in receiving InputStream within server

Listing 17: Zoom on abstract methods in **NativeStreamHandler** helper for InputStream sent by the server

```

/**
 * The implementation must check using business object that get inputStream request (server sending InputStream as
 * result) is valid according to the businessIn from te Rest API and the headers.
 * (example: ObjectStorage check of existence of object)
 *
 * @return True if the read action is valid for this businessIn object and headers
 */
protected abstract boolean checkPullAble(I businessIn, MultiMap headers)
    throws CcsClientGenericException, CcsServerGenericException;

/**
 * Returns the InputStream required for GET (server is sending the InputStream back to the client).
 * The implementation shall use the business logic and controls to get the InputStream to return.
 * (example: getting the Object Storage object stream)
 *
 * @param businessIn businessIn as passed in constructor
 */
protected abstract InputStream getPullInputStream(I businessIn)
    throws CcsClientGenericException, CcsServerGenericException;
/**

```

(continues on next page)

(continued from previous page)

```

* Returns a Map for Headers response in case of GET, added to InputStream get above (server is sending the
* InputStream back to the client)
* (example: headers for object name, object size...)
*
* @param businessIn businessIn as passed in constructor
*/
protected abstract Map<String, String> getHeaderPullInputStream(I businessIn)
    throws CcsClientGenericException, CcsServerGenericException;

```

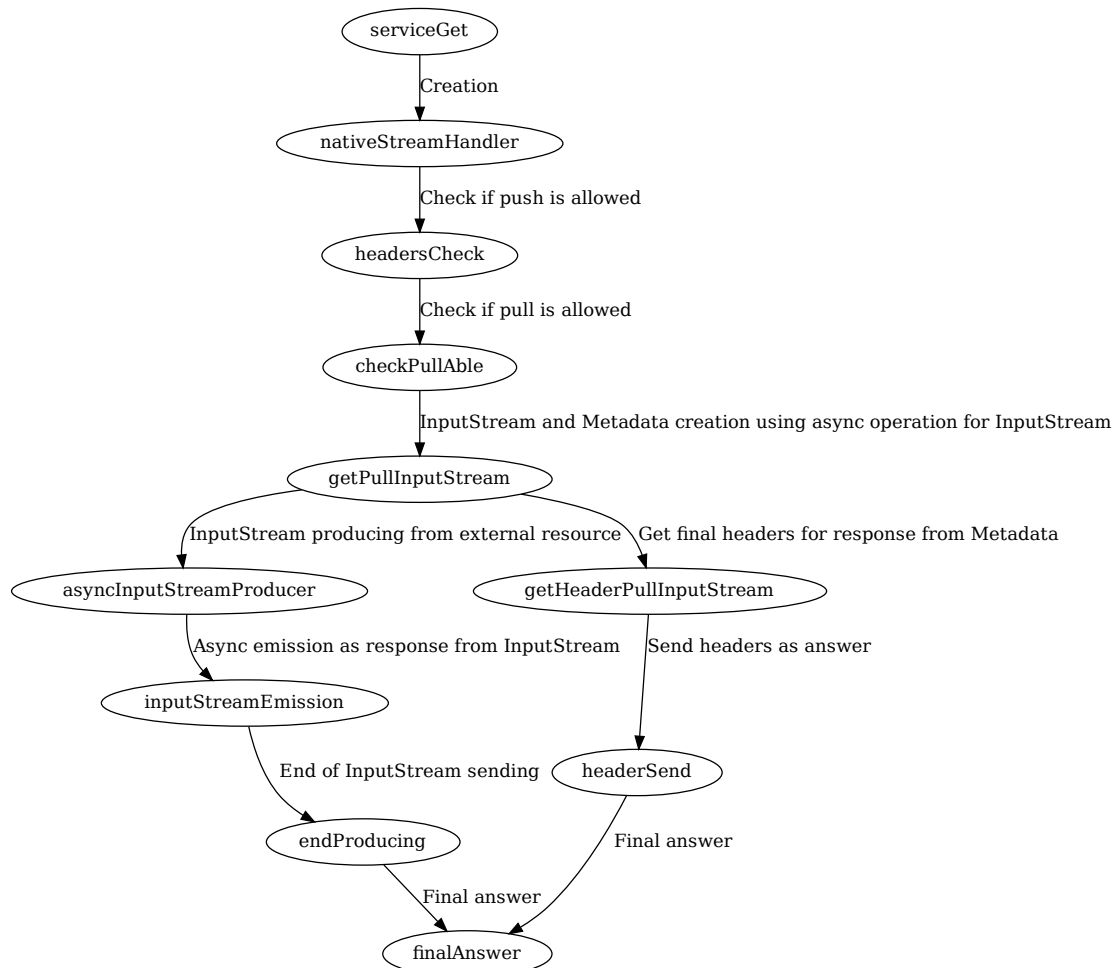


Fig. 3: Illustration of network steps in sending InputStream within server

Listing 18: Zoom on abstract methods in **NativeStreamHandler** helper for error message (in or out)

```

/**
 * Return headers for error message.
 * (example: get headers in case of error as Object name, Bucket name...)
 */
protected abstract Map<String, String> getHeaderError(I businessIn, int status);

```

Note that if several API are intended for this server to send or receive InputStream (various usages), one shall specialized the answer of those abstract methods through more general BusinessIn and BusinessOut types (for instance, using multiple sub elements or using instanceof check).

Listing 19: Example test code for **ApiService** (Class definition and REST service definition)

```
@ApplicationScoped
@Path(API_ROOT)
public class ApiService
    extends StreamServiceAbstract<ApiBusinessIn, ApiBusinessOut, NativeStreamHandler> {
```

The interaction with a Driver is done through the extension of **StreamHandlerAbstract**.

Listing 20: Example test code for **NativeStreamHandler**

```
@RequestScoped
public class NativeStreamHandler
    extends StreamHandlerAbstract<ApiBusinessIn, ApiBusinessOut> {
    public NativeStreamHandler() {
    }
    // Implement abstract methods
}
```

7.3.2 TrafficShaping

Limiting traffic on network (or any other resource) could be difficult natively. This aims to propose a simple solution.

Since Quarkus implements natively trafficShaping, the project will use this default one.

7.3.3 JsonUtil

Since ObjectMapper from Jackson library is often needed for manual integration, this helper returns an ObjectMapper:

- If Quarkus has initialized it, the one from Quarkus
- If not, a default one, almost equivalent

7.4 Common DB

7.4.1 DB Utils

7.4.1.1 RestQuery, DbQuery and DbUpdate

RestQuery allows to define “standard” query in a Object model, in order to be able to serialize into a Json. This Json can then be sent through REST API.

It focuses on the “Where” condition only and therefore can be used for any SELECT, INSERT or UPDATE command.

DbQuery allows to generate a SQL (PostgreSQL) or NoSQL (MongoDB) query. It can be used to express a request and using the Repository model, it will be taken into account natively, for both model (SQL or NoSQL).

It focuses on the “Where” condition only and therefore can be used for any SELECT, INSERT or UPDATE command.

DbUpdate allows to generate a SQL (PostgreSQL) or NoSQL (MongoDB) Update part query. It can be used to express the Update part and using the Repository model, it will be taken into account natively, for both model (SQL or NoSQL).

It focuses on the “Update” part (SET) condition only and therefore can be used for UPDATE command only, in conjunction of a *DbQuery*.

7.4.1.2 StreamHelperAbstract

StreamHelperAbstract allows to handle easily Stream (real Stream) on SELECT. It allows to limit memory usage.

7.4.1.3 RepositoryBaseInterface

RepositoryBaseInterface allows to specify common methods for all repositories, whatever Sql or NoSQL.

Listing 21: Example code for **Global Model definition**

```
@MappedSuperclass
public abstract class DbDtoExample {
    // No Id nor BsonId
    // Here come other fields

    @Transient
    public void fromTransferRequest(DbDtoExample dto) {
        setGuid(dto.getGuid()); // and other setters
    }

    @Transient
    public DbDtoExample getTransferRequest() {
        DbDtoExample transferRequest = new DbDtoExample();
        transferRequest.setGuid(getGuid()); // and other setters
        return transferRequest;
    }

    public abstract String getGuid();

    public abstract DbDtoExample setGuid(String guid);
}

public interface DbDtoExampleRepository extends RepositoryBaseInterface<DbDtoExample> {
    String TABLE_NAME = "dto_example";
    // Here other field names
}
```

Listing 22: Example code for **Global DTO definition**

```
@RegisterForReflection
public class DtoExample extends DbDtoExample {
    private String guid;

    public String getGuid() {
        return guid;
    }

    public DbDtoExample setGuid(final String guid) {
        this.guid = guid;
        return this;
    }
}
```

7.4.2 MongoDB

It provides the implementations for all DB-Utils package for NoSQL MongoDB.

Listing 23: Example code for **MongoDB Model Implementation definition**

```
@MongoEntity(collection = TABLE_NAME)
public class MgDbDtoExample extends DbDtoExample {
    @BsonId
    private String guid;

    public MgDbDtoExample() {
        // Empty
    }

    public MgDbDtoExample(final DbDtoExample dto) {
        fromTransferRequest(dto);
    }

    @Override
```

(continues on next page)

(continued from previous page)

```

public String getGuid() {
    return guid;
}

@Override
public MgDbDtoExample setGuid(final String guid) {
    this.guid = guid;
    return this;
}
}

@ApplicationScoped
public class MgDbDtoExampleRepository extends ExtendedPanacheMongoRepositoryBase<DbDtoExample, MgDbDtoExample>
    implements DbDtoExampleRepository {
    @Override
    public String getTable() {
        return TABLE_NAME;
    }
}
}

```

In addition, it provides **MongoSqlHelper** to help to build SQL request from DbQuery and DbUpdate.

It provides also an abstraction **AbstractCodec** to make easier the declaration of Codec for DTO (see example).

Listing 24: Example code for **AbstractCodec**

```

public class MgDbDtoExampleCodec extends AbstractCodec<MgDbDtoExample> {
    public MgDbDtoExampleCodec() {
        super();
    }

    @Override
    protected void setGuid(final MgDbDtoExample mgDbDtoExample, final String guid) {
        mgDbDtoExample.setGuid(guid);
    }

    @Override
    protected String getGuid(final MgDbDtoExample mgDbDtoExample) {
        return mgDbDtoExample.getGuid();
    }

    @Override
    protected MgDbDtoExample fromDocument(final Document document) {
        MgDbDtoExample mgDbDtoExample = new MgDbDtoExample();
        mgDbDtoExample.setField1(document.getString(FIELD1));
        mgDbDtoExample.setField2(document.getString(FIELD2));
        mgDbDtoExample.setTimeField(document.get(TIME_FIELD, Date.class).toInstant());
        return mgDbDtoExample;
    }

    @Override
    protected void toDocument(final MgDbDtoExample mgDbDtoExample, final Document document) {
        document.put(FIELD1, mgDbDtoExample.getField1());
        document.put(FIELD2, mgDbDtoExample.getField2());
        document.put(TIME_FIELD, mgDbDtoExample.getTimeField());
    }

    @Override
    public Class<MgDbDtoExample> getEncoderClass() {
        return MgDbDtoExample.class;
    }
}
}

```

7.4.2.1 MongoBulkInsertHelper

MongoBulkInsertHelper allows to handle easily bulk operation on INSERT or UPDATE for MongoDB.

7.4.3 PostgreSQL

It provides the implementations for all DB-Utils package for SQL PostgreSQL.

Listing 25: Example code for **PostgreSQL Model Implementation definition**

```
@Entity
@Table(name = TABLE_NAME,
    indexes = {@Index(name = TABLE_NAME + "_filter_idx", columnList = FIELD1 + ", " + TIME_FIELD)})
public class PgDbDtoExample extends DbDtoExample {
    @Id
    @Column(name = ID, nullable = false, length = 40)
    private String guid;

    public PgDbDtoExample() {
        // Empty
    }

    public PgDbDtoExample(final DtoExample dto) {
        fromDto(dto);
    }

    @Override
    public String getGuid() {
        return guid;
    }

    @Override
    public PgDbDtoExample setGuid(final String guid) {
        this.guid = guid;
        return this;
    }
}

@ApplicationScoped
@Transactional
public class PgDbDtoExampleRepository extends ExtendedPanacheRepositoryBase<DbDtoExample, PgDbDtoExample>
    implements DbDtoExampleRepository {
    public PgDbDtoExampleRepository() {
        super(new PgDbDtoExample());
    }

    @Override
    public String getTable() {
        return TABLE_NAME;
    }
}
```

In addition, it provides **PostgreSqlHelper** to help to build SQL request from DbQuery and DbUpdate.

It provides also 2 extra Types supported by PostgreSQL:

- Set Type as an Array implementation (**PostgreStringArrayType**)
 - Set to Array shall be implemented carefully within the DTO class (see example)
- Map Type (String, String) as a Jsonb implementation (**PostgreStringMapAsJsonbType**)

Listing 26: Example code for **PostgreStringArrayType** and **PostgreStringMapAsJsonbType**

```
@Column(columnDefinition = "text[]", name = ARRAY1)
@Type(type = ARRAY_TYPE_CLASS)
private String[] array1;
/**
 * To get a Set internally instead of an array
 */
@IgnoreProperty
@Transient
private final Set<String> set1 = new HashSet<>();
/**
```

(continues on next page)

```

* To ensure array ans set are correctly initialized
*/
@IgnoreProperty
@Transient
private boolean checked;
@Column(name = MAP1, columnDefinition = JSON_TYPE)
@Type(type = MAP_TYPE_CLASS)
private final Map<String, String> map1 = new HashMap<>();

```

7.4.4 Database Schema

7.4.4.1 MongoDB

Warning: Still in progress : schema to come

For Accessor* services: - Collection *buckets* - Collection *objects*

For Administration service: - Collection *ownerships* - Collection *topologies*

For Reconciliation service: - Collection *requests* - Collection *nativelistings* - Collection *sitesactions* - Collection *siteslistings*

7.4.4.2 PostgreSQL

Warning: Still in progress : implementation to come

For Accessor* services: - Table *buckets* - Table *objects*

For Administration service: - Table *ownerships* - Table *topologies*

For Reconciliation service: - Table *requests* - Table *nativelistings* ? - Table *sitesactions* - Table *siteslistings*

7.5 Common Configuration

Several parts are concerned by the configuration.

Here are the global parameters, whatever the service.

7.5.1 application.yaml configuration

The following parameters are for optimization.

Table 1: Common Quarkus Configuration

Property/Yaml property	Default Value	Comment
quarkus.http.so-reuse-port	true	Optimization on Linux/MacOs
quarkus.http.tcp-cork	true	Optimization on Linux
quarkus.http.tcp-quick-ack	true	Optimization on Linux
quarkus.http.tcp-fast-open	true	Optimization on Linux
quarkus.vertx. prefer-native-transport	true	Optimization for Various platforms
quarkus.console related		To control if the UI console should be activated or not

The following parameters are for Http service and client.

Table 2: Http Quarkus Configuration

Property/Yaml property	Default Value	Comment
quarkus.http.limits.max-body-size	5T	Current limit of Cloud Storage providers
quarkus.http.limits.max-chunk-size	98304	Best choice between 64K, 98K and 128K; See <code>ccs.bufferSize</code>
quarkus.http.limits.max-frame-size	98304	Best choice between 64K, 98K and 128K; See <code>ccs.bufferSize</code>
quarkus.resteasy-reactive.output-buffer-size	98304	Best choice between 64K, 98K and 128K; See <code>ccs.bufferSize</code>
quarkus.resteasy-reactive.input-buffer-size	98304	Best choice between 64K, 98K and 128K; See <code>ccs.bufferSize</code>
quarkus.rest-client.multipart.max-chunk-size	98304	Best choice between 64K, 98K and 128K; See <code>ccs.bufferSize</code>
quarkus.rest-client.max-chunk-size	98304	Best choice between 64K, 98K and 128K; See <code>ccs.bufferSize</code>
quarkus.vertx.eventbus.receive-buffer-size	98304	Best choice between 64K, 98K and 128K; See <code>ccs.bufferSize</code>
quarkus.vertx.eventbus.send-buffer-size	98304	Best choice between 64K, 98K and 128K; See <code>ccs.bufferSize</code>
quarkus.vertx.warning-exception-time	30S	Extending from 2S
quarkus.vertx.max-event-loop-execute-time	30S	Extending from 2S

The following parameters are for TLS support.

Table 3: TLS Quarkus Configuration

Property/Yaml property	Default Value	Comment
quarkus.ssl.native	true	Allow Native SSL support (OpenSSL)
quarkus.http.ssl related		To handle MTLS
quarkus.rest-client.trust-store rest-client.key-store	quarkus.	To handle MTLS
quarkus.http.host and quarkus.http.port/ssl-port		To specify which host and port

The following parameters are for Log and Observability configuration.

Table 4: Log Quarkus Configuration

Property/Yaml property	Default Value	Comment
quarkus.http.access-log related		To handle Access-log as usual http service
quarkus.log.console.format	%d{HH:mm:ss,SSS} %-5p [%c{2.}] [%l] (%t) (%X) %s%n	To adapt if necessary
quarkus.log.console.json and related		To activate with <code>quarkus-logging-json</code> module to get log in Json format
quarkus.log.level	INFO	To adapt as needed
quarkus.otel related		To configure OpenTelemetry for Metrics

Listing 27: Example of http access log configuration

```
quarkus.http.access-log.enabled=false
quarkus.http.record-request-start-time=true
quarkus.http.access-log.log-to-file=true
quarkus.http.access-log.base-file-name=quarkus-access-log
quarkus.http.access-log.pattern=%{REMOTE_HOST} %l %{REMOTE_USER} %{DATE_TIME} "%{REQUEST_LINE}" %{RESPONSE_CODE} %b (%
->{RESPONSE_TIME} ms) [XOpIdIn: %{i,x-clonecloudstore-op-id} Client: "%{i,user-agent}"] [XOpIdOut: %{o,x-clonecloudstore-
->op-id} Server: "%{o,server}"] [%{LOCAL_SERVER_NAME}]
```

The following parameters are for Traffic Shaping (bandwidth control) for Http service.

Table 5: Traffic Shaping Quarkus Configuration

Property/Yaml property	Comment
quarkus.http.traffic-shaping-related	re- To enable traffic-shaping if needed (in particular with Replicator)

Listing 28: Example of http traffic-shaping configuration

```
quarkus.http.traffic-shaping.enabled=true
quarkus.http.traffic-shaping.inbound-global-bandwidth=1G
quarkus.http.traffic-shaping.outbound-global-bandwidth=1G
quarkus.http.traffic-shaping.max-delay=10s
quarkus.http.traffic-shaping.check-interval=10s
```

The following parameters are for Database configuration. Many options exist, and first, one should decide if MongoDB or PostgreSQL is used (see `ccs.db.type`).

Table 6: Database Quarkus Configuration

Property/Yaml property	Default Value	Comment
quarkus.hibernate-orm related		For PostgreSQL configuration
quarkus.hibernate-orm.jdbc-statement-batch-size	50	For bulk operation
quarkus.hibernate-orm.jdbc-statement-fetch-size	1000	For bulk operation
quarkus.hibernate-orm.fetch.batch-size	1000	For bulk operation
quarkus.mongodb related		For MongoDB configuration

Here are the specific global Cloud Clone Store parameters.

Table 7: Common Cloud Clone Store Configuration

Property/Yaml property	Possible Values	Default Value	Definition
ccs.machineId	Hexadecimal format of 6 bytes	Empty	Internal Machine Id used if specified (not null or empty) using 6 bytes in Hexadecimal format. Should be used in special case where MacAddress is not reliable
ccs.bufferSize	Any number of bytes > 8192	96 KB	Buffer Size ; Optimal is between 64KB, 96KB and 128KB. Note: Quarkus seems to limit to 64KB but setting the same value gives smaller chunk size
ccs.maxWaitMs	Any number of milliseconds (> 100 ms)	1 second	Property to define Max waiting time in milliseconds before Time Out within packets (in particular unknown size)
ccs.driverMaxChunkSize	Any number > 5M in bytes	512 MB	Property to define Buffer Size for a Driver Chunk (may be override by driver specific configuration)
ccs.server.computeSha256	Boolean	false	Property to define if Server will compute SHA 256 on the fly (should be true for Accessor)
ccs.client.response.timeout	Any number of milliseconds	6 minutes	Property to define Max transferring time in milliseconds before Time Out (must take into account large file and bandwidth)
ccs.db.type	mongo or postgres	Empty, so Mongo by default	Property to define which implementations to use between MongoDB or PostgreSQL
ccs.internal.compression	Boolean	false	Property to define if internal services use ZSTD compression for streams

Note: Note that ZSTD compression is efficient both in cpu and memory while still having a nice compression, but if most of the streams are incompressible (such as compressed image, video or ZIP files), it might be better to not activate this option. Files in Storage Driver will not be stored compressed whatever (except if Cloud Storage compressed them, but this is out of CCS).

7.5.2 Metrics

Table 8: Metrics for Cloud Clone Store

Metric name	Tags	Definition
ccs.drivers3 or ccs.drivergoogle or ccs.driverazure	bucket or object with value create, delete, count, stream, exists, read_md, read, copy, error_(write or read or delete)	Count each category of Driver actions
ccs. requestactionconsum	bucket or object with value create, delete or error	Count each category of received Replication Action
ccs. localreplicatorrequ	order with value replicate	Count each category of received Replication Request
ccs. buffered_import	object with value create, purge, copy, error_write, register, unregister	Count each category of buffered accessor service using local storage first
ccs.purge_service	object with value purge, delete, archive	Count each category of reconciliation process
ccs. local_reconciliator	object with value from.db, from.driver, update_from_driver, to.sites_listing, to.remote_site	Count each category of reconciliation process
ccs. central_reconciliat	site with value from.remote_site	Count each category of reconciliation process per site
ccs. central_reconciliat	object with value from.remote_sites_listing or to.actions`	Count each category of reconciliation process per site
ccs. initialization-serv	object with value create	Count each category of importing existing Storage Objects process
http_server_request	uri value /cloudclonestore/*	Count each category of Public Accessor API call (native metrics)
http_server_request	uri value /ccs/internal/*	Count each category of Private Accessor API call (native metrics)
http_server_request	uri value /replicator/local/buckets/*	Count each category of Local Replicator API call (native metrics)
http_server_request	uri value /replicator/remote/buckets/*	Count each category of Remote Replicator API call (native metrics)
http_server_request	uri value /replicator/remote/orders/*	Count each category of Remote Order Replicator API call (native metrics)
http_server_request	uri value /replicator/remote/reconciliation/*	Count each category of Remote Reconciliation Replicator API call (native metrics)
http_server_request	uri value /reconciliator/*	Count each category of Reconciliator API call (native metrics)
http_server_request	uri value /administration/topologies/*	Count each category of Administration (topology) API call (native metrics)

8.1 POM Version management

In order to maintain as much as possible the simplicity and compatibility, here are some rules:

- Version is defined statically in the highest Pom (also named pom parent but in the same project)
- version is defined statically in all sub pom (child poms) for reference to Parent
- In highest POM (parent pom of the project):
 - Use `dependencyManagement` to define all modules version from this project, but use as version `${project.version}`
 - Place at first in this management the quarkus.platform pom with scope `import`
 - If needed, you can add extra dependencies there, to specify version in top Pom
 - In sub POM, you shall define real dependencies this time, but with no version, since they shall be managed by the parent POM

To update the version of all project, use the **versions-maven-plugin**:

Listing 1: Example for **versions-maven-plugin**

```
mvn versions:set -DnewVersion=x.y.z-SNAPSHOT
mvn versions:set -DnewVersion=x.y.z
mvn versions:revert
mvn versions:commit
```

After using `versions:set` command, you can check if the result is correct (for instance using `git diff`).

If OK, then commit it (it will simply remove the backup file).

If KO, then revert and redo (it will replace the current pom with the backup one).

Note that it will update all modules recursively in the project.

8.2 Full Build on local

Use the `-P benchmark` to allow to run benchmark tests, place in IT tests.

Note that current implementation changes most of other real IT tests to `ITTest` tests, such that they are launched event without this profile `benchmark`. The main reasons are: - Most of those tests are really “simple” IT tests, meaning they are part of Junit tests. - Aggregation of coverage is easier for those non IT tests

In the same idea, if the CI/CD does support the Sphinx process to build the HTML and PDF documentations, the profile `-P doc` can be included.

In order to launch them locally, you have to do the following:

Listing 2: Example for **maven with Doc generation**

```
mvn verify
mvn package -P doc
```

You can launch only with container (implying all tests plus the one that are using IT name but QuarkusTest, not QuarkusIntegrationTest), using only **verify** phase.

You can launch only documentation generation, using **package** phase (documentation is build on pre-package phase).

8.2.1 How to integrate Containers in Quarkus tests

By default, if any dependencies use containers for testing (Quarkus Dev Support), it will be launch on each and every tests. Most of the time, that is not an issue, but in some cases we do want to control when a container is launched or not.

Moreover, if multiple “containers” are defined in the dependencies, they will all be launched for each and every tests, even if not needed.

So the following is an option to remove those constraints and still being able to launch tests with or without explicit container(s).

Of course, if using default Dev services from Quarkus is not an issue, you can still rely on it and therefore ignore the following.

Full examples are available within ccs-test-support test sources.

8.2.1.1 Properties

Add the following to your application.properties for test (in src/test/resources):

Listing 3: Example for **properties** for Dev Containers

```
# Global stop (needed to prevent Ryuk to be launched)
quarkus.devservices.enabled=false
# Below according to what is used in the tests
# Particular stop for S3
quarkus.s3.devservices.enabled=false
# Particular stop for database (when not using PostgreSQL but MongoDB, set to true if reversed)
quarkus.hibernate-orm.enabled=false
#DO NOT SET THIS: quarkus.hibernate-orm.database.generation = drop-and-create
```

8.2.1.2 Handling startup of containers

The idea is to launch the container as needed and only when needed.

The following example is for S3.

8.2.1.2.1 Use QuarkusTestResourceLifecycleManager and QuarkusTestProfile

QuarkusTestResourceLifecycleManager is intended to provide manual control on resources needed before the Quarkus test startups. (see Quarkus TESTING YOUR APPLICATION / Starting services before the Quarkus application starts <https://quarkus.io/guides/getting-started-testing#quarkus-test-resource>)

2 kinds of QuarkusTestResourceLifecycleManager can be done.

8.2.1.2.1.1 For no container at all

Listing 4: Example for **NoResource** for no container

```
public class NoResource implements QuarkusTestResourceLifecycleManager {
    @Override
    public Map<String, String> start() {
        return SingletonUtils.singletonMap();
    }

    @Override
    public void stop() {
        // Nothing
    }
}
```

8.2.1.2.1.2 For a real container

2 classes are needed, one for the Resource, one for the Container using TestContainers.

The first one defines the Resource to be used and launched before Quarkus starts (mandatory).

Listing 5: Example for **MinioResource** for Minio S3 container

```
public class MinioResource implements QuarkusTestResourceLifecycleManager {
    private static final String ACCESS_KEY = "accessKey";
    private static final String SECRET_KEY = "secretKey";
    public static MinioContainer minioContainer =
        new MinioContainer(new MinioContainer.CredentialsProvider(ACCESS_KEY, SECRET_KEY));

    public static String getAccessKey() {
        return minioContainer.getAccessKey();
    }

    public static String getSecretKey() {
        return minioContainer.getSecretKey();
    }

    public static String getUrlString() {
        return minioContainer.getUrlString();
    }

    public static String getRegion() {
        return Regions.EU_WEST_1.name();
    }

    @Override
    public Map<String, String> start() {
        if (!minioContainer.isRunning()) {
            minioContainer.start();
        }
        return minioContainer.getEnvMap();
    }

    @Override
    public void stop() {
        minioContainer.stop();
    }
}
```

The second one defines the container to start (using here TestContainers).

Listing 6: Example for **MinioContainer** for Minio S3 container

```
public class MinioContainer extends GenericContainer<MinioContainer> {
    private static final int DEFAULT_PORT = 9000;
    private static final String DEFAULT_IMAGE = "minio/minio";

    private static final String MINIO_ACCESS_KEY = "MINIO_ACCESS_KEY";
    private static final String MINIO_SECRET_KEY = "MINIO_SECRET_KEY";

    private static final String DEFAULT_STORAGE_DIRECTORY = "/data";
    private static final String HEALTH_ENDPOINT = "/minio/health/ready";

    public MinioContainer(final CredentialsProvider credentials) {
        this(DEFAULT_IMAGE, credentials);
    }
}
```

(continues on next page)

(continued from previous page)

```

}

public MinioContainer(final String image, final CredentialsProvider credentials) {
    super(image == null ? DEFAULT_IMAGE : image);
    withNetworkAliases("minio-" + Base58.randomString(6));
    withExposedPorts(DEFAULT_PORT);
    if (credentials != null) {
        withEnv(MINIO_ACCESS_KEY, credentials.getAccessKey());
        withEnv(MINIO_SECRET_KEY, credentials.getSecretKey());
    }
    withCommand("server", DEFAULT_STORAGE_DIRECTORY);
    setWaitStrategy(new HttpWaitStrategy().forPort(DEFAULT_PORT).forPath(HEALTH_ENDPOINT)
        .withStartupTimeout(Duration.ofMinutes(2)));
}

public URL getURL() throws MalformedURLException {
    return new URL(getUrlString());
}

public String getUrlString() {
    return "http://" + getHost() + ":" + getMappedPort(DEFAULT_PORT);
}

public String getAccessKey() {
    return getEnvMap().get(MINIO_ACCESS_KEY);
}

public String getSecretKey() {
    return getEnvMap().get(MINIO_SECRET_KEY);
}

public static class CredentialsProvider {
    private final String accessKey;
    private final String secretKey;

    public CredentialsProvider(final String accessKey, final String secretKey) {
        this.accessKey = accessKey;
        this.secretKey = secretKey;
    }

    public String getAccessKey() {
        return accessKey;
    }

    public String getSecretKey() {
        return secretKey;
    }
}
}

```

8.2.1.2.1.3 QuarkusTestProfile

Once build, the recommended way is to use a QuarkusTestProfile.

Listing 7: Example for **NoResourceProfile** for no Dev services

```

public class NoResourceProfile implements QuarkusTestProfile {
    @Override
    public Map<String, String> getConfigOverrides() {
        return Map.of(ResourcesConstants.QUARKUS_DEVSERVICES_ENABLED, "false");
    }

    @Override
    public boolean disableGlobalTestResources() {
        return true;
    }

    @Override
    public String getConfigProfile() {
        return "test-noresource";
    }
}

```

Listing 8: Example for **MinioProfile** for Minio S3 container

```

public class MinioProfile implements QuarkusTestProfile {
    @Override

```

(continues on next page)

(continued from previous page)

```

public Map<String, String> getConfigOverrides() {
    return Map.of(ResourcesConstants.QUARKUS_DEVSERVICES_ENABLED, "false");
}

@Override
public boolean disableGlobalTestResources() {
    return true;
}

@Override
public String getConfigProfile() {
    return "test-minio";
}

@Override
public List<TestResourceEntry> testResources() {
    return Collections.singletonList(new TestResourceEntry(MinIoResource.class));
}
}

```

Special attention on Database support: In order to be able to choose between PostgreSQL implementation or MongoDB implementation at runtime, the following properties are needed additionally:

Listing 9: Additional properties for PostgreSQL/MongoDb support at runtime

```

@Override
public Map<String, String> getConfigOverrides() {
    return Map.of(ResourcesConstants.QUARKUS_DEVSERVICES_ENABLED, "false",
        // Specify false for Mnnogo, True for Postgre
        ResourcesConstants.QUARKUS_HIBERNATE_ORM_ENABLED, "false",
        // Specify MONGO for Mnnogo, POSTGRE for Postgre
        ResourcesConstants.CCS_DB_TYPE, ResourcesConstants.MONGO);
}

```

In Production configuration, the same 2 properties are to be setup:

Listing 10: Additional properties for PostgreSQL/MongoDb support at runtime

```

quarkus.hibernate-orm.enabled= false / true
ccs.db.type=mongo / postgre

```

8.2.1.2.1.4 In the test classes

The 2 first examples are about testing in Test mode (not IT) without any container launched.

First example is about using no Container in the test: Class Test name can be without IT but as XxxTest.

Listing 11: Example of usage of **NoResource** for No container in a test

```

// Do not use @QuarkusIntegrationTest
@QuarkusTest
@TestProfile(NoResourceProfile.class)
public class DriverS3NoS3ConfiguredTest {
}

```

Second example is the same, without any container, but without using the **NoResourceProfile.class**. This will probably generate some warn log about non available services, but they should not be harmful.

Listing 12: Example without usage of **NoResource** in a test

```

// Do not use @QuarkusIntegrationTest
@QuarkusTest
public class DriverS3NoS3ConfiguredTest {
}

```

Third example is about using a Container in the test: Class Test name must end with IT as XxxIT.

Listing 13: Example of usage of **MinioProfile** for Minio S3 container in a test

```
// Do not use @QuarkusIntegrationTest
@QuarkusTest
// Define Minio Profile
@TestProfile(MinioProfile.class)
public class DriverS3MinioIT extends DriverS3Base {

    @BeforeAll
    static void setup() {
        // Example: usage of MinioResource to setup the parameters that should be loaded from properties in normal code
        StgDriverS3Properties.setDynamicS3Parameters(MinioResource.getUrlString(), MinioResource.getAccessKey(),
            MinioResource.getSecretKey(), MinioResource.getRegion());
    }
}
```

8.3 Using fake Streams in tests

Often we need to have a Fake InputStream or a Fake OutputStream, without having to generate a Stream fully in memory.

Listing 14: Example of usage of **FakeInputStream VoidOutputStream** in a test

```
@Test
void createConsumeInputStream() {
    long length = x;
    try (InputStream inputStream = new FakeInputStream(length); // Return a Fake InputStream with random content
        OutputStream outputStream = new VoidOutputStream()) { // DevNull OutputStream
        assertEquals(length, inputStream.transferTo(outputStream));
    }
    try (InputStream inputStream = new FakeInputStream(length, (byte) 'A'); // Content will be fill with 'A'
        OutputStream outputStream = new VoidOutputStream()) { // DevNull OutputStream
        assertEquals(length, inputStream.transferTo(outputStream));
    }
}
}
```

CHAPTER

NINE

ANNEXES

CONTENTS:

LIST OF FIGURES

1	Status for Objects and Buckets	5
2	Architecture on 1 site	6
3	Architecture on multiple sites	7
4	Architecture on 1 site with Buffered option	8
5	Disaster Recovery	9
6	Cloud Migration	10
1	Status for Objects and Buckets	18
2	Create Bucket	18
3	Check Local Existence Bucket (GET for Metadata)	19
4	Check Local/Remote Existence Bucket (GET for Metadata)	19
5	Delete Bucket	19
6	List Buckets	20
7	Create Object	20
8	Check Local Existence Object or GET Metadata	21
9	Check Local/Remote Existence Object or GET Metadata	21
10	Get Local Object's Content	21
11	Get Local/Remote Object's Content	22
12	Delete Object	22
13	List Objects in Bucket	22
14	Create Object with Buffered Option	23
15	Get Local/Remote Object's Content with Buffered option	23
16	Check Existence and Get Metadata for Local Bucket	24
17	Get Local Object's Content	24
1	Remote Read	62
2	Replication order	63
3	Replication order for Delete	63
4	Replication order for Create	64
1	Create context and Fusion local Reconciliation	77
2	Local Reconciliation	77
3	Reconciliation Actions	78
1	Relation between Cloud Cloud Store, Driver and Object Storage	97
1	Dependencies Graph for Cloud Cloud Store Common	102
2	Illustration of network steps in receiving InputStream within server	110
3	Illustration of network steps in sending InputStream within server	111

LIST OF TABLES

1	Common Quarkus Configuration	11
2	Http Quarkus Configuration	12
3	TLS Quarkus Configuration	12
4	Log Quarkus Configuration	12
5	Traffic Shaping Quarkus Configuration	13
6	Database Quarkus Configuration	13
7	Common Cloud Clone Store Configuration	14
8	Metrics for Cloud Clone Store	15
1	Accessor Cloud Clone Store Client Configuration	25
2	Accessor Cloud Clone Store Internal Client Configuration	26
3	Accessor Replicator Cloud Clone Store Service Configuration	26
4	Accessor Cloud Clone Store Service Configuration	27
5	Accessor Simple Gateway Cloud Clone Store Service Configuration	27
6	Driver for S3 Service Configuration	28
7	Driver for Azure Blob Storage Service Configuration	28
8	Driver for Google Cloud Storage Service Configuration	28
9	Ownership Cloud Clone Store Client Configuration	29
10	Buffered upload Cloud Clone Store Service Configuration	30
1	Replicator Cloud Clone Store Client Configuration	65
2	Replicator Cloud Clone Store Service Configuration	65
1	Recurrent Purge on Expired date	79
2	Pre Reconciliation Purge	80
3	Pre Result Reconciliation Purge	80
4	Load from DB and Driver	80
5	Fix LocalSite Reconciliation: Driver present, DB absent	81
6	Fix LocalSite Reconciliation: DB present, Driver absent with Available like status	81
7	Fix LocalSite Reconciliation: DB present, Driver absent with Delete like status	81
8	Fix LocalSite Reconciliation: DB and Driver presents with Ready like status	81
9	Fix LocalSite Site Reconciliation: DB and Driver with Delete like status	82
10	Compute Remote Site Action Reconciliation	83
11	Remote Site Action final Reconciliation	84
12	Reconciliator Cloud Clone Store Configuration	85
1	Topology Cloud Clone Store Client Configuration	88
2	Ownership Cloud Clone Store Client Configuration	88
1	Driver for S3 Service Configuration	100
2	Driver for Azure Blob Storage Service Configuration	100
3	Driver for Google Cloud Storage Service Configuration	100
1	Common Quarkus Configuration	116

2	Http Quarkus Configuration	117
3	TLS Quarkus Configuration	117
4	Log Quarkus Configuration	117
5	Traffic Shaping Quarkus Configuration	118
6	Database Quarkus Configuration	118
7	Common Cloud Clone Store Configuration	119
8	Metrics for Cloud Clone Store	120

LIST OF CODE BLOCKS

1	Example of http access log configuration	13
2	Example of http traffic-shaping configuration	13
1	Bucket Dto	16
2	Object Dto	16
3	Filter Dto	17
1	Java API for Buckets	98
2	Java API for Bucket	98
3	Java API for Objects	98
4	Java API for Object	99
1	Example code for GuidLike	102
2	Example code for LongUuid	103
3	Example code for BaseXx	103
4	Example code for TeeInputStream	103
5	Example code for ZstdCompressInputStream and ZstdDecompressInputStream	104
6	Example code for SysErrLogger	105
7	Example code for SystemPropertyUtil	105
8	Zoom on ClientAbstract POST way (sending InputStream to server)	106
9	Zoom on ClientAbstract GET way (receiving InputStream from server)	106
10	Example test code for ApiServiceInterface (client side)	107
11	Example test code for ApiService (server side)	107
12	Example test code for ApiClient	107
13	Example test code for ApiClient using service	108
14	Example test code for ExceptionHandler helper	108
15	Example code for ApiClientFactory and ApiClient with multiple targets	109
16	Zoom on abstract methods in StreamHandlerAbstract helper for InputStream received by the server	109
17	Zoom on abstract methods in NativeStreamHandler helper for InputStream sent by the server	110
18	Zoom on abstract methods in NativeStreamHandler helper for error message (in or out)	111
19	Example test code for ApiService (Class definition and REST service definition)	112
20	Example test code for NativeStreamHandler	112
21	Example code for Global Model definition	113
22	Example code for Global DTO definition	113
23	Example code for MongoDB Model Implementation definition	113
24	Example code for AbstractCodec	114
25	Example code for PostgreSQL Model Implementation definition	115
26	Example code for PostgreStringArrayType and PostgreStringMapAsJsonbType	115
27	Example of http access log configuration	118
28	Example of http traffic-shaping configuration	118
1	Example for versions-maven-plugin	121
2	Example for maven with Doc generation	122
3	Example for properties for Dev Containers	122
4	Example for NoResource for no container	123
5	Example for MinioResource for Minio S3 container	123
6	Example for MinioContainer for Minio S3 container	123
7	Example for NoResourceProfile for no Dev services	124

8	Example for MinioProfile for Minio S3 container	124
9	Additional properties for PostgreSQL/MongoDb support at runtime	125
10	Additional properties for PostgreSQL/MongoDb support at runtime	125
11	Example of usage of NoResource for No container in a test	125
12	Example without usage of NoResource in a test	125
13	Example of usage of MinioProfile for Minio S3 container in a test	126
14	Example of usage of FakeInputStream VoidOutputStream in a test	126

HTTP ROUTING TABLE

/administration

GET /administration/ownerships/{client}, 89

GET /administration/ownerships/{client}/{bucket},
89

GET /administration/topologies, 92

GET /administration/topologies/{site}, 94

POST /administration/ownerships/{client}/{bucket}/ownership,
91

POST /administration/topologies, 94

PUT /administration/ownerships/{client}/{bucket}/{ownership},
91

PUT /administration/topologies, 93

DELETE /administration/ownerships/{bucket},
88

DELETE /administration/ownerships/{client}/{bucket},
90

DELETE /administration/topologies/{site},
95

/ccs

HEAD /ccs/internal/{bucketName}, 32

HEAD /ccs/internal/{bucketName}/{pathDirectoryOrObject},
36

GET /ccs/internal, 30

GET /ccs/internal/{bucketName}, 31

GET /ccs/internal/{bucketName}/{objectName},
35

PUT /ccs/internal/{bucketName}, 34

/cloudclonestore

HEAD /cloudclonestore/{bucketName}, 53

HEAD /cloudclonestore/{bucketName}/{pathDirectoryOrObject},
61

GET /cloudclonestore, 49

GET /cloudclonestore/{bucketName}, 50

GET /cloudclonestore/{bucketName}/{objectName},
56

POST /cloudclonestore/{bucketName}, 51

POST /cloudclonestore/{bucketName}/{objectName},
58

PUT /cloudclonestore/{bucketName}, 55

DELETE /cloudclonestore/{bucketName}, 52

DELETE /cloudclonestore/{bucketName}/{objectName},
59

/reconciliator

HEAD /reconciliator, 85

/replicator

HEAD /replicator/local/buckets/{bucketName},

67

HEAD /replicator/local/buckets/{bucketName}/{pathDirectoryOrObject},

69

HEAD /replicator/remote/buckets/{bucketName},

67

HEAD /replicator/remote/buckets/{bucketName}/{pathDirectoryOrObject},

73

GET /replicator/local/buckets/{bucketName},

66

GET /replicator/local/buckets/{bucketName}/{objectName},

68

GET /replicator/remote/buckets/{bucketName},

70

GET /replicator/remote/buckets/{bucketName}/{objectName},

72

POST /replicator/remote/orders, 74

POST /replicator/remote/orders/multiple, 75